

Emerging Market Economies and the Next Reserve Currencies

Menzie D. Chinn

Published online: 7 December 2014

© Springer Science+Business Media New York 2014

Abstract It is most likely that the current reserve currencies will retain their status in the near future, given the persistence in the composition of reserve holdings. However, since we do not have complete data on the switchovers in lead reserve currencies, a great deal of uncertainty attends any forecasts. Hence, it is possible that new reserve currencies might appear with greater rapidity than anticipated. Of the candidates for new reserve currencies among the major emerging economies, the renminbi (RMB) is the most plausible. However, even under optimistic assumptions regarding economic growth and financial development, RMB status as a major reserve currency is some time off. A role for regional reserve currency status in the near future is much more likely. The advent of a multi-reserve currency world is unlikely to have negative consequences for global financial stability (and might be stability-enhancing). However, achieving the prerequisites for reserve currency status will force sacrifices in terms of policy autonomy. In addition, reserve currency status might reduce international competitiveness for individual countries, as higher currency demand appreciates their currencies.

Keywords Foreign exchange reserves · Financial development · Capital controls · Seignorage · Exorbitant privilege · Monetary autonomy

JEL Classification F31 · G15

1 Introduction

The rising collective weight of emerging market economies in the world economy naturally inspires questions concerning the continued dominance of the traditional key

M. D. Chinn (✉)

Robert M. La Follette School of Public Affairs; and Department of Economics, University of Wisconsin,
1180 Observatory Drive, Madison, WI 53706, USA
e-mail: mchinn@lafollette.wisc.edu

M. D. Chinn
NBER, Cambridge, MA, USA

international currencies—the dollar, yen and the euro. One particularly important aspect of the international currency question revolves around the potential for new ascendants to reserve currency role.

In this survey, I examine three questions.

1. What is likely to happen to the relative importance of the existing reserve currencies
2. What are the prospects for the renminbi and other emerging market currencies to become reserve currencies
3. What are the implications for both developed and emerging market countries of these developments

This survey is focused on developments regarding reserve currencies, and not on broader features of international currencies.¹ The distinction is important in that reserve currency status pertains to the governmental/public sector uses of currencies. The international currency status encompasses that dimension, as well as private sector uses, as shown in Table 1.

2 The Evolution of the Relative Importance of Reserve Currencies

2.1 The Historical Record Interpreted

There are two competing narratives relating to the evolution of reserve currencies over the past 120 years. The conventional interpretation is that only in the aftermath of the Second World War did the dollar emerge as the leader among international currencies. In 1899 the share of the pound in known foreign exchange holdings of official institutions was more than twice the total of the next nearest competitors, the franc and the mark, and much greater than that of the dollar. By 1945, however, the position of the dollar and pound, as measured by this statistic, had precisely reversed (Aliber 1966). This view holds that only one currency held the role as leading reserve currency at each instant, and the switchover was permanent.

The alternative narrative launches from recent work by Eichengreen (2005) and Eichengreen and Flandreau (2008). In the latter work, the authors conclude that the dollar first overtook the pound in the mid-1920s. The devaluation of the dollar in 1933 temporarily re-instituted the pound's lead. As war approached, reserves were shifted back into US dollars, since the US was a neutral country for the first 2 years of the war.² Nonetheless, in both accounts, the US dollar was the pre-eminent reserve currency at the end of World War II.

The switch reflected trends that had been underway since the latter part of the 19th century; US GDP exceeded the UK GDP as early as 1872. Depending upon the interpretation of the interwar data, the overtaking occurred either some 50 or 70 years before the dollar's ascendancy occurred. That fact highlights the fact that other factors

¹ For recent discussions of the dollar's role and other international currencies, see Prasad (2014).

² Eichengreen and Flandreau (2008) report that in 1929, central bank reserve holdings of dollars and sterling were approximately equal.

Table 1 Roles of an international currency

Function of money	Governments	Private actors
Store of value	International reserve holdings	Currency substitution (private dollarization)
Medium of exchange	Vehicle currency for foreign exchange intervention	Invoicing trade and financial transactions
Unit of account	Anchor for pegging local currency	Denominating trade and financial transactions

Source: Kenen (1983)

are potentially of greater importance than sheer economic mass. For instance, the US lacked a central bank until 1913. The sophistication of US financial markets also lagged. Hence, it is not until the mid-1920's (or 1940's) that the US dollar outstrips the pound.

In the post-War era, we have more definitive evidence of US dollar dominance. Reserve holdings, as reported to the IMF, are shown in Fig. 1.

The data series depicted in Fig. 1 end in 2003, as the IMF has revised their reporting standards. Prior to December 2005, the IMF estimated the currency composition of holdings for central banks that did not report explicitly the currency shares. Since then, the IMF has foregone estimating the currency composition of holdings. It now reports as "unallocated" those shares that are not explicitly defined. For developing country and emerging market country central banks, the unallocated share is particularly large.³ Figure 2 extends Fig. 1 making assumptions regarding the share of unallocated reserves.⁴

Despite the variation in the dollar's share, the dollar has retained the lead role throughout the post-War era. Interestingly, the relative rankings of the second and third currencies *have* changed: Prior to the 1970's, the pound was the second key currency, until supplanted by the Deutsche mark. This switchover is useful for thinking about switchovers that might occur in the near future.

2.2 Theory and the Empirical Literature

Chinn and Frankel (2007, 2008) address the issue of what determines reserve currency status. They estimate a nonlinear relationship between the reserve holdings and proxies for the variables of interest, using data over the 1973–98 period. Given the relative brevity of the sample, they impose some a priori

³ As of June 30, 2014, 47.4 % of total reserves are unallocated. Most of the unallocated reserves are reported by the non-advanced economy central banks; while the unallocated share for advanced economy reserves is 10.9 %, it is 65.1 % for non-advanced economy reserves (IMF, Currency Composition of Official Foreign Exchange Reserves (COFER) data, September 30, 2014).

⁴ In Fig. 2, 60 % of unallocated reserves are assumed to be denominated in USD, and 25 % in euros.

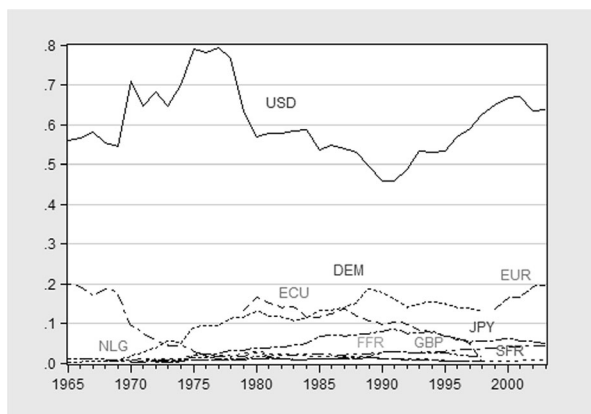


Fig. 1 Estimated currency shares of reserves of all central banks, year-end, 1965–2003. “Other currencies” omitted. Source: IMF, *Annual Reports*, Chinn and Frankel (2008)

information based upon the literature on international currencies. This literature has identified a number of critical factors.

- (1) The pattern of output and trade.
- (2) Financial markets
- (3) Confidence in the currency
- (4) Network externalities

(1) *Patterns of output and trade.* The currency of a country that has a large share in international output, trade and finance has immediate advantage over other contenders in terms of becoming a reserve currency, as well as an international currency. The U.S. economy remains the world’s largest in terms of output and trade. By such measures, the euro zone should be a close (rather than far) number two. Furthermore, Japan barely registered as a reserve currency even before the advent of the euro, when it was the second largest economy.⁵

(2) *The country’s financial markets.* To attain international currency status, capital and money markets in the home country must be not only open and free of controls, but also deep and well-developed. The large financial marketplaces of New York and London clearly benefit the dollar and pound relative to the euro and its predecessor the Deutsche mark, as Frankfurt is still less well-developed. Tokyo and Frankfurt financial markets have changed a lot over the last two decades. But they still lag far behind New York and London as financial centers. Meanwhile, Singapore and Hong Kong have gained.

⁵ For some measures of *international* currency use—how often a vehicle currency is used in the invoicing and financing of international trade—other aspects of the pattern of trade may also be relevant. The fact that much of Japan’s imports are oil and other raw materials and that much of its exports go to the Western Hemisphere, for example, helps explain why a disproportionately small share of trade is invoiced in yen as opposed to dollars. Raw materials still tend heavily to be priced in dollars.

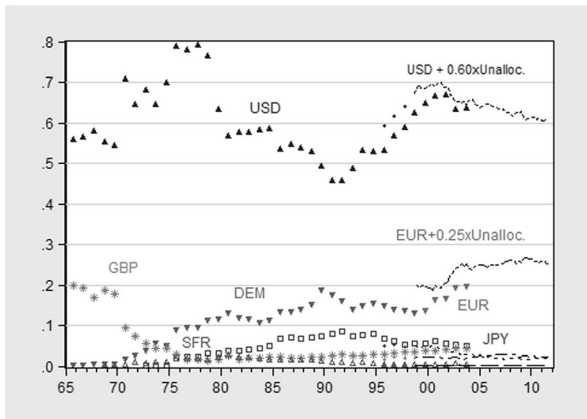


Fig. 2 Estimated and reported currency shares of reserves of all central banks, quarterly, 1965Q1–2011Q4. “Other currencies” omitted. *Source:* IMF, *Annual Reports*, Chinn and Frankel (2008), and IMF, *Currency Composition of Official Exchange Reserves (COFER)*, June 30, 2014

It is surprisingly difficult to come up with a proxy for size, depth, or development that is available for all the financial centers. One measure is foreign exchange turnover in the respective financial centers: New York, London, Frankfurt, Tokyo, Zurich, etc. This measure differs from turnover of the currencies (dollar, pound, euro, etc.), a variable that would be much more simultaneously determined with the reserve currency status that we are trying to explain. It captures, for example, the pre-eminence of London, which continues despite the small role of the pound in reserves. This measure has the virtue of reflecting to some extent all kinds of international financial transactions (both long-term and short-term, banking and securities, bonds and equities).⁶

(3) *Confidence in the value of the currency.* Even if a key currency were used only as a unit of account, a necessary qualification would be that its value not fluctuate erratically. As it is, a key currency is also used as a form in which to hold assets (firms hold working balances of the currencies in which they invoice, investors hold bonds issued internationally, and central banks hold currency reserves). Here confidence that the value of the currency will be stable, and particularly that it will not be inflated away in the future, is critical. The monetary authorities in Japan, Germany and Switzerland, in the 1970s established a better track record of low inflation than did the United States, which helped their bids for international currency status. As recently as the 1980s, the mean and variance of the inflation rate in the United States were both higher than in those three hard-currency countries, though lower than in the United Kingdom, France, Italy, and many other countries.⁷

Given the relatively good U.S. inflation performance over the past two decades, this is no longer such a concern. A more important negative for the dollar is the fact that the United States is now a large-scale debtor country.

⁶ Chinn and Frankel (2007) assessed an alternative proxy for the size of financial centers, namely the size of the countries' stock markets.

⁷ E.g., Tavlas and Ozeki (1992).

Even if the Federal Reserve never succumbs to the temptations or pressures to inflate away the U.S. debt, the continuing U.S. current account deficit is always a possible source of downward pressure on the dollar. Such fears work to make dollars relatively less attractive.

(4) *Network externalities*. An international money, like domestic money, derives its value because others are using it. It is a classic instance of network externalities. In this sense, the intrinsic characteristics of a currency are of less importance than the path-dependent historical equilibrium. There is a strong inertial bias in favor of using whatever currency has been the international currency in the past.

Krugman (1984) showed how there can be multiple equilibria in use of an international currency, developing some informal ideas of earlier authors such as Kindleberger (1981), McKinnon (1979) and Swoboda (1969). Matsuyama et al. (1993) went to the next level of abstraction analyzing this problem with the theory of random matching games.

The implication is that small changes in the determinants will not produce corresponding changes in the reserve currency numbers, at least not in the short run. At a minimum, changes will show up only with a long lag. As noted, the pound remained an important international currency even after the United Kingdom lost its position as an economic superpower early in the century. In the present context, the inertial bias favors the continued central role of the dollar. Also, as already noted, economies of scale suggest that, even in the long run, measures of international currency use may not be linear in the determinants. There may be a tipping phenomenon when one currency passes another. Eichengreen and Flandreau's finding that dollar and pound exchanged leading roles during the interwar years suggests that the network effects and associated nonlinearities are not strong as implied by the conventional narrative.

Another aspect of the network externalities is economies of scope. An individual (exporter, importer, borrower, lender, or currency trader) is more likely to use a given currency in his or her transactions if everyone else is doing so. If a currency is widely used to invoice trade, it is more likely to be used to invoice financial transactions as well. If it is more widely used in financial transactions, it is more likely to be a vehicle currency in foreign exchange trading. If it is used as a vehicle currency, it is more likely to be used as a currency to which smaller countries peg. To this extent, motivations for international currency use will affect the likelihood of becoming a reserve currency, and vice versa.⁸

In their studies, Chinn and Frankel use GDP (in USD terms) as a measure of economic size.⁹ The stability of the currency's value is measured using either long term inflation, or long term depreciation against the SDR. The standard deviation of

⁸ In Chinn and Frankel (2007), a measure of the popularity of the major currencies for smaller currencies to peg to was added to the regressions as a robustness check. An Asian country that is pegged to the dollar, for example, is likely to hold a larger share of its reserves in the form of the dollar. However, no significant effect of this nature was detected.

⁹ Chinn and Frankel focus on results using nominal GDP at market exchange rates, rather than PPP valuations.

monthly exchange rate changes is also included as an indicator of currency stability. Finally, FX turnover (as a share of total FX turnover) proxies for relative financial development. Appendix 1 provides the variable details.

Estimates are obtained by use of panel regression on reserve currency holdings of central banks over the period 1973–1998. The functional form is assumed to be nonlinear, so that the predicted currency shares are bounded between 0 and 1; the dependent variable is a logit transformation of the shares variable. A lagged endogenous variable is included to allow for partial adjustment.

The results confirm that economic size is important. The results differ somewhat depending upon whether the yen is omitted. In general, higher inflation, or higher depreciation, reduces the use of a reserve currency. In addition, higher exchange rate volatility has a depressing effect.

On the other hand, they find that a key determinant is the depth of the financial market. Figure 3 shows foreign exchange turnover (as a share of total) in the countries corresponding to the key reserve currencies.

Note that only data up to 1998 is used in the regressions. Chinn and Frankel also find a high degree of persistence in currency shares; the autoregressive coefficient ranges between 0.85 and 0.96. The implied half lives that correspond to these estimates are 4.3 to 17 years.

These findings imply that only under certain circumstances would a switchover occur for the lead currency role. For instance, even if the euro area's GDP were to expand as anticipated, London's financial heft would have to be associated with the euro area's financial market. And, in addition, the value of the dollar would have to be eroded considerably (in terms of depreciation against the SDR) in order for the switchover to occur.

Chinn and Frankel's analyses preceded the debt crisis which has undermined the perceived stability of the euro. To the extent that the euro's store of value function will

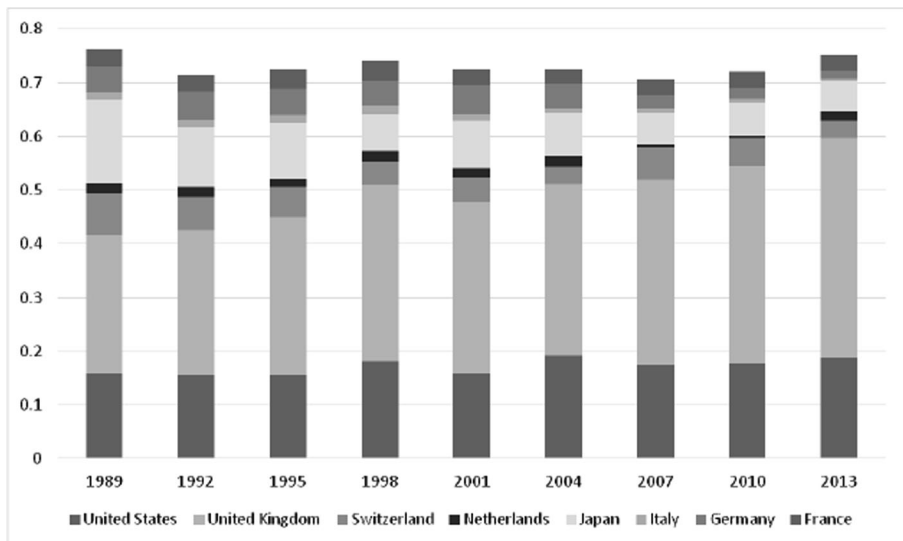


Fig. 3 Foreign exchange turnover as a share of total turnover, in April of the indicated year. *Source:* BIS, *Triennial Central Bank Survey*, various issues

be mitigated by the ongoing crisis, the likelihood of the US dollar losing the lead position to the euro has decreased.¹⁰

With respect to the non-lead reserve currencies, in the absence of marked changes in inflation and exchange rate depreciation, there should be little change in developed country shares *as long as emerging market financial development is also slow*. The latter assumption is clearly an open issue, and is central to assessing the prospects for emerging market currencies.

3 Emerging Market Currencies as Reserve Currencies

3.1 Implications for New Reserve Currencies

What does the literature suggest for the prospects of emerging market currencies as reserve currencies? First, it is important to observe that the results in Chinn and Frankel must be taken with caution. Their data do not span a switch in the lead reserve currency. However, while we do not have historical data to evaluate the switch in the lead reserve currency, we do have information regarding the switch in second and third reserve currencies—namely the Pound and the mark during the mid-1970's.

Figure 4 indicates that economic size does not directly determine reserve currency importance, although it does have an impact, with a lag.

Second, Chinn and Frankel's results indicate that in addition to income, the stability of the currency's value (against goods, and against other currencies) is also important. But perhaps most important is the level of financial development. Chinn and Frankel use foreign exchange turnover in respective financial centers as a *proxy* for financial development.

I now turn to evaluating the prospects for the currencies of several key emerging market economies: Brazil, Russia, India and China.¹¹ Figure 5 displays the IMF's forecasted 2019 GDP levels for the four emerging market economies, and for reference the United States and the UK.

While all four emerging market economies will not exceed US GDP (at market exchange rates) in the next 5 years, what is of interest is that Chinese GDP surpassed UK GDP in 2005, and Japanese GDP in 2009. In contrast, Brazil, India and Russia are projected to lag the UK (evaluated at current exchange rates).

¹⁰ The financial crisis of 2008–09 demonstrated that as long as so much international finance is undertaken in dollars, dollar reserves will be particularly important in times of financial stress. See Engel (2012: 22–23). This aspect of reserve determination is difficult to incorporate into the Chinn-Frankel specification.

¹¹ Some other candidate reserve currencies would include Australian and Canadian dollars. While both countries are relatively small in terms of GDP, by some metrics their currencies are closer to meeting the requirements. 2.7 % of foreign exchange trading takes place in Australia, while turnover in the Australian dollar exceeds that of the Swiss franc (8.6 vs. 5.2 % out of 200 %). In 2014Q1, each of these currencies accounted for about 1 % of total reserves. The Singapore dollar and Swedish and Norwegian currencies are also currently well represented in central bank reserve holdings, under the category of "Other currencies" (Szalay 2012). As of March 2014, "Other currencies" represented 1.5 % of total reserves, and including the Canadian and Australian dollars accounts for 3.4 % (IMF 2014).

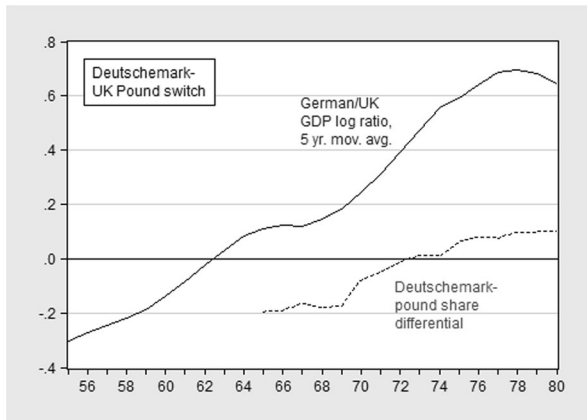


Fig. 4 Five year moving average of log ratio of German to UK GDP (at current exchange rates), and differential estimated currency shares of reserves of all central banks, year-end, 1955–1980. *Source:* IMF, *International Financial Statistics*; IMF, *Annual Reports*, Chinn and Frankel (2008)

In terms of economic size alone, one would anticipate that with some lag, China would achieve reserve currency status. However, the comparison to the UK-German switch is not quite apt because the disparity in the level of financial development in that earlier switchover was not as great as that between China and the UK. Referring to the financial center proxy used in the Chinn-Frankel analyses, in 2013 Chinese daily foreign exchange turnover was only 44 billion USD, registering approximately 0.7 % of total, up from 20 billion USD; the corresponding figure for the UK is 2726 billion USD. The turnover in the other BRICs is similarly low: 17, 61, and 31 billion USD (BIS 2013).

For completeness, presented below are some conventional measures of financial development: liquid liabilities to GDP, and public and private bond capitalization to GDP (Fig. 6).

Clearly, the ratio of liquid liabilities to GDP is inadequate as a measure of financial development, as it indicates a small gap between the UK and China (and greater financial development than the US). In the case of China, such measures are very poor

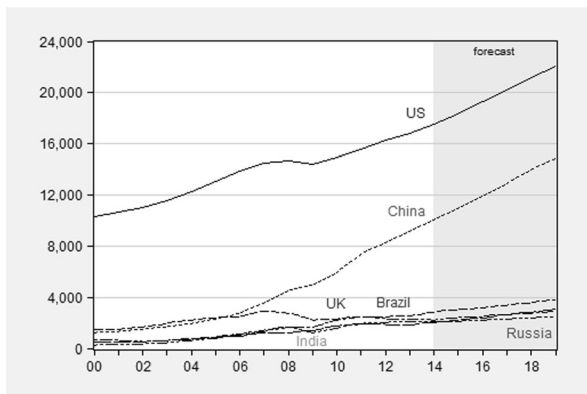


Fig. 5 GDP (billions of USD) for US, UK, Brazil, Russia, India and China, evaluated at market exchange rates. Forecast data 2014 onward. *Source:* IMF, *World Economic Outlook* (April 2014) database

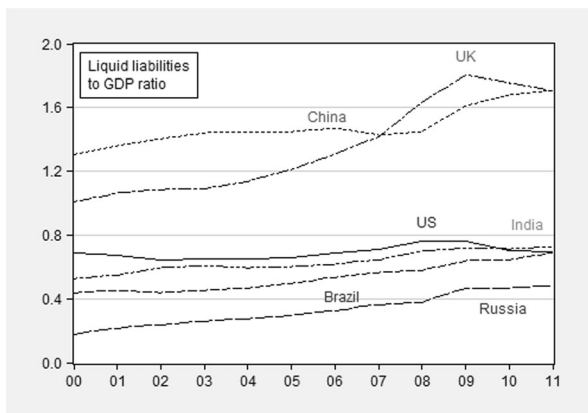


Fig. 6 Ratio of liquid liabilities (M3) to GDP. *Source:* Beck et al. (2000, 2013)

indicators of financial development, especially given the dominance of state owned banks.¹²

Other measures of market mediated finance, such as public and private bond market capitalization to GDP, are shown in Figs. 7 and 8.

Since foreign exchange reserves are held in the form of government bonds, public bond markets are of important. When it is difficult to purchase and sell government bonds across borders (and especially if there is no secondary market for those bonds), and agents worry about the default risk associated with those bonds, then the currency those government bonds are denominated in will not be a good candidate for a reserve currency.

However, public bond market capitalization in itself does not indicate how well active the secondary markets are. Prasad and Ye (2012) report that the government bond turnover ratio is rising in China, but remains low in China and India (1.0 and 2.2, respectively, vs. 14.3 in the US in 2010).

To the extent that the ability of private firms to issue bonds indicates the depth and quality of financial markets, it is useful to contrast the extent of private bond capitalization across countries.

Nonetheless, even the private bond market capitalization series are not fully informative with regard to financial development. After all, it is hard to believe that Brazil and China are comparable to the UK in terms of financial development.

Given that financial development is so difficult to observe directly, it might be useful to consider the determinants of financial development. Chinn and Ito (2006) argue that key determinants are the level of institutional development (an effective legal system, the absence of corruption, and efficient administration) and *de jure* financial openness. Specifically, once a threshold level of institutional development has been achieved, financial openness spurs the development of the banking sector and—both directly and indirectly through the growth of the banking system—the equity markets. (Unfortunately, we do not have sufficient data to assess bond market development.)

¹² See Chinn and Ito (2006) for a more extensive discussion of what exactly constitutes financial development. Ito and Chinn (2009) assess financial development using other financial indicators, including stock market and bond market value and turnover.

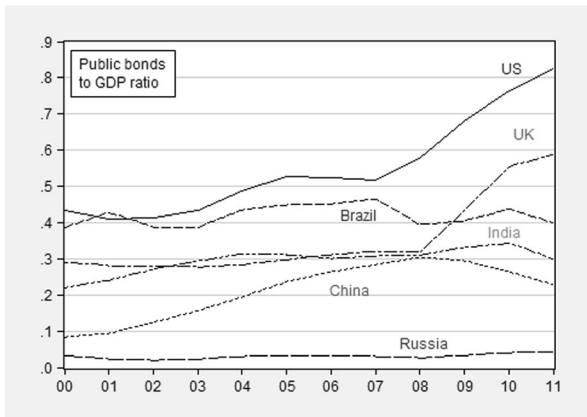


Fig. 7 Ratio of public bond capitalization to GDP. *Source:* Source: Beck et al. (2000, 2013)

These two driving variables are measurable (albeit imperfectly), and are depicted in Figs. 9 and 10, respectively.

Figure 9 indicates that according to the data from the International Country Risk Guide (ICRG), China and India lag far behind the US and the UK, but slightly lead Russia and Brazil.¹³ Of course, such measures are extremely subjective, and should be construed as merely suggesting that the level of institutional development is lower in these emerging markets than in the US and UK.

Figure 10 plots the Chinn and Ito (2006) financial openness indicators, KAOPEN. This index is the first principal component of binary measures pertaining to restrictions on current account and capital account transactions, as well as the requirement for surrender of export proceeds and the existence of dual exchange rates.¹⁴ The figure highlights the fact that, according to the rules and regulations reported to the IMF, China and India lag far behind Russia and Brazil in terms of financial openness (which in turn lag far behind the US and UK, as anticipated).

3.2 The Renminbi and the Other Emerging Market Currencies

Several studies have explicitly assessed the prospects for the currency of China, and to a lesser extent, of India, to achieve reserve currency status. Frankel (2011) and Prasad and Ye (2012) are the most comprehensive of these studies, while Lee (2014) and Subramanian (2011) conduct statistical analyses.

Frankel (2011) argues that while China has advanced rapidly in economic size and gaining confidence in the RMB's value, it lags particularly far behind in financial development. While the recent moves to increase the use of the RMB in trade invoicing, and has loosened restrictions on foreign exchange trading, China remains far from possessing a deep and liquid financial markets. As Frankel summarizes:

¹³ The indices displayed are the LEGAL variable used in Chinn and Ito (2008a). The measure is calculated as the first principal component of bureaucratic quality, law and order, and corruption.

¹⁴ See Chinn and Ito (2008b) for details. Data available at: http://web.pdx.edu/~ito/Chinn-Ito_website.htm

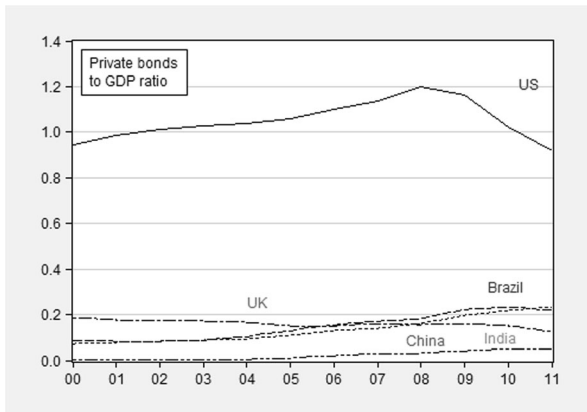


Fig. 8 Ratio of private bond capitalization to GDP. *Source:* Beck et al. (2000, 2013)

- RMB bonds and deposits in Hong Kong are small as a fraction of total RMB bonds and deposits (and of course Hong Kong is in any case part of China).
- Development of China's domestic financial market has just begun.
- It is still very highly regulated, and the domestic system is "financially repressed."
- Cross-border capital flows are subject to heavy controls. Foreign companies still cannot borrow in mainland China.

Prasad and Ye (2012) document in greater detail the low level of financial development in China. Hence, the prospects for early accession to reserve currency status are limited.¹⁵

Subramanian (2011) arrives a drastically different conclusion. Using an empirical analysis based on data spanning the 1899–2009 period, but restricting the determinants to GDP, trade, and share of world net capital surplus, he concludes that the RMB's prospects are much better; the RMB becomes the premier reserve currency by 2022 (or 2030 using a slightly different calculation). Of course, his specification omits the financial development variable; implicitly this appears to be a policy choice variable in the Subramanian model.

Lee (2014) adopts a more orthodox approach, using data for six economic regions over the 1973–2008 period, and the econometric specification used by Chinn and Frankel, replacing the FX turnover variable with capital openness. Assuming the three currency (dollar, euro, yuan) share of global reserve holdings remain constant, and Chinese financial openness rises to US levels, the RMB will account for between 3 and 12 % of reserves by 2035.

Despite the variation in estimates, it is important to note how much agreement there is on the prospects for the RMB (excepting Subramanian's analysis). Even if one views the network externalities as less pronounced than in the conventional narrative, Eichengreen (2011b, p. 147) concludes:

Someday, perhaps, the renminbi will rival the dollar. For the foreseeable future, however, it is hard to see how it could match the currency of what will remain a

¹⁵ Other skeptical analyses include Wu et al. (2010), Ranjan and Prakash (2010) and ECB (2013). Chen and Cheung (2011) assess the internationalization of the RMB. Ito and Chinn (forthcoming) assess the prospects for RMB invoicing of trade.

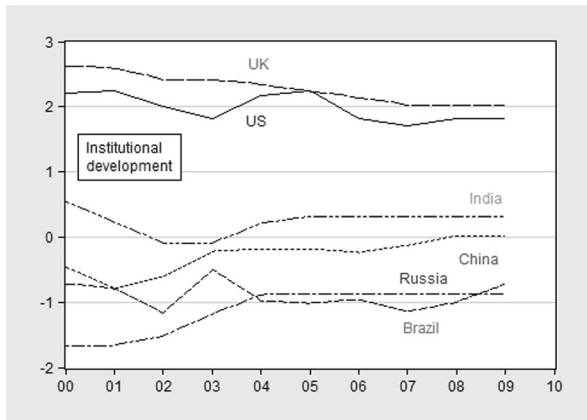


Fig. 9 Institutional development index. *Source:* Chinn and Ito (2006), based on ICRG data. Higher values indicate higher levels of institutional development

larger economy, the United States. Regional reserve currency? Yes. Subsidiary reserve currency? Yes. But dominant reserve currency? This is harder to imagine.

With respect to Brazil, Russia and India, the prospects for reserve currency status are much more limited, largely because their economic size is nowhere near that of China's, while financial indicators are not unambiguously more favorable. Only along the public bond dimension does Brazil exceed China. On the other hand, India ranks higher than China in terms of institutional development. Ranjan and Prakash (2010) discuss the prospects for the rupee's internationalization.

4 Implications for Developed and Emerging Market Countries

It is important to separate the prerequisites for reserve currency status from the implications for policy and behavior. As indicated above, the stability of the currency,

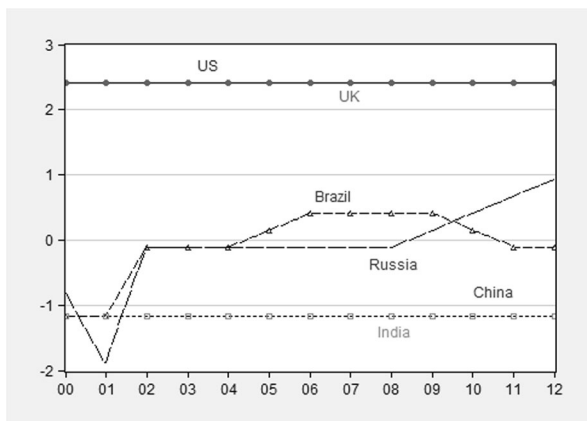


Fig. 10 *De jure* financial openness index (Chinn-Ito KAOPEN). Higher values denote higher levels of financial openness. *Source:* Chinn and Ito

and financial development (and hence legal/institutional development as well as financial openness) will need to be in place before achieving reserve currency status.

Once a currency has established a role as a reserve currency, then several benefits will flow.¹⁶

- Seigniorage
- Lower government and private borrowing costs
- Other nonpecuniary benefits (prestige)

On the other hand, there are several potential costs that will arise (in addition to those associated with implementing the pre-requisites).

- Some countries might peg their currency against the new reserve currency,¹⁷ mitigating the use of the own currency as macroeconomic shock absorber
- Greater financial integration will make external shocks more easily transmitted to the reserve currency economy, above and beyond that associated with open capital markets.
- Private investor shifts in and out of the reserve currency will force monetary authorities to respond to larger shocks in money demand.¹⁸

4.1 The Implications of Achieving the Prerequisites

Before assessing the benefits and costs associated with achieving reserve currency status, it is important to recount the benefits and costs that are associated with attaining the prerequisites for reserve currency status: the studies highlight openness of the capital account (and hence convertibility of the currency). However, capital account liberalization has profound implications for policy.¹⁹

The trilemma (also known as the impossible trinity) is the thesis that a country can simultaneously achieve only two out of three macroeconomic objectives of full capital mobility, exchange rate stability, and monetary autonomy. Choosing any two objectives means that the third must be abandoned. Aizenman et al. (2010, 2011) show that measured financial openness (using the KAOPEN indices), exchange rate stability (measured as the inverse of exchange rate variability) and monetary autonomy (measured as negative of comovement of interest rates with foreign interest rates) are in fact traded-off in the expected manner.

If the key emerging market economies wish to achieve reserve currency status, then financial account openness would be required. Then these countries could achieve either exchange rate stability or monetary autonomy, but not both. The key emerging market economies assessed in this study have to this point not made that trade-off.

¹⁶ See Cohen (2012) for additional discussion of costs and benefits.

¹⁷ The empirical evidence regarding choice of anchor currencies is limited. Meissner and Oomes (2009) point to trade flows, and denomination of liabilities. Fratzscher and Mehl (2014) provide evidence that East Asian currencies are pegging against the RMB.

¹⁸ This concern was one of the primary reasons German policymakers were reluctant to see Deutsche mark internationalization.

¹⁹ Eichengreen and Flandreau (2012) emphasize that achievement of the pre-requisites is insufficient; active policy intervention was necessary in the case of the dollar establishment as a reserve currency.

China in particular has apparently placed great weight on retaining monetary autonomy and exchange rate stability. This highlights the fact that the pace of achieving reserve currency status is determined essentially by political developments—how willing policy authorities are to cede autonomy.²⁰

A natural question is how to sequence the transition and whether regimes of intermediate financial openness are feasible. Eichengreen (2010), drawing on the historical experience of the incumbent reserve currencies, argues that an appropriate sequence is to first allow limited convertibility for trade purposes, then greater exchange rate flexibility, as a prelude to the full capital account convertibility required for reserve currency status.

Prasad and Ye's argument that the attempt to financially develop through the fostering of an offshore financial center in Hong Kong can only go so far is consistent with this view. On this point, McCauley (2011, p.1) observes "One cannot find any precedent for the effort of the Chinese authorities to develop an offshore market while keeping in place extensive controls on the cross-border flows of capital." Given this, Prasad and Ye conclude that financial development will require that China eventually relax capital controls.

In sum, achieving the prerequisites for reserve currency status in itself is a daunting task. In particular, the proper sequencing of measures in order to achieve financial openness, without encountering financial and macroeconomic instability will be difficult.²¹

4.2 The Implications for Individual Emerging Market Economies

Focusing on the pecuniary benefits, it is clear that once countries achieve reserve currency status, they will be able to more easily sell both private and government debt in their own currency, and at lower interest rates. This latter effect, in so far as the United States is concerned, has been termed "exorbitant privilege". It is unclear whether one has to be a major reserve currency, or just a measurable reserve currency (e.g., Swiss franc) in order to reap this benefit.

Presumably, private borrowers will also benefit from lower borrowing costs, as rates fall for the public sector. Seigniorage benefits—the spending power re-allocated to the issuing monetary authority by way of inflation—which are often mentioned, will also accrue to the respective countries.

Consider the case of the United States. Goldberg et al. (2011) note "seigniorage revenues on U.S. currency outstanding can be approximated by the difference between interest earned on securities acquired in exchange for bank notes and the cost of producing and distributing those notes. In a low-interest-rate environment, seigniorage revenues have an upper bound of around \$2.5 billion per year if calculated at 25 basis points, or \$20 billion if calculated at an interest rate of 2 %." Figures for the emerging

²⁰ See Patnaik and Shah (2011). Domestic political concerns are also of importance (Helleiner and Malkin 2012).

²¹ A common view is that the first the currency must be moved toward alignment with market perceptions of "fair value", as the banking sector is strengthened and liberalized (particularly with respect to interest rates). Then as capital outflows are encouraged, domestic securities markets are developed. See for instance Brehon et al. (2012) and also Prasad and Ye (2012).

market economies are likely to be much smaller, as long as inflation remains low, and foreign holdings of currency are small.

In terms of exorbitant privilege, McKinsey Global Institute (2009) estimated the benefit to the US of reduced government borrowing costs in 2007–08 at about \$90 billion/year, amounting to about 0.6 % of GDP.

One concern that has often been raised is that the increased demand for a currency that is associated with reserve status will tend to appreciate the currency. This in turn will reduce tradable sector competitiveness (Frankel 1992). This is perhaps the most prominent cost associated with achieving reserve currency status, partly offsetting the benefits accruing from seignorage and exorbitant privilege.^{22,23}

4.3 The Implications for the Global Financial System

The impact on the international financial system depends upon how the constellation of reserve currencies evolves. Assuming more reserve currencies come into existence (perhaps supplanting existing ones), emerging market economies will likely benefit, even if the dollar retains its pre-eminent role (which in my view is likely for the next couple of decades, given current trends in financial and institutional development).

In a world of additional reserve currencies (not necessarily just emerging market reserve currencies), central banks could diversify their holdings of reserve currencies more broadly, thus insulating themselves from valuation shocks. In the current situation, those central banks holding large stocks of US dollars remain locked in a situation wherein diversifying out of dollars threatens to impose large capital losses. If they were able to hold a more diversified portfolio of currencies, such situations might be avoided.

To the extent that Eichengreen's (2011a) view eventually holds, the future international financial system will be more multipolar, with the US dollar, the euro, and eventually the yuan as more or less equal in importance. This would discipline US fiscal policy, as it would not be able to finance deficits as easily and cheaply as before.²⁴ If this outcome were to come to pass, then his prediction that a multipolar system will be *more* stable than our current one might very well be vindicated.

Acknowledgments This paper is based upon a note written for the International Growth Centre (IGC), India Central Programme. I thank Yin-Wong Cheung, Barry Eichengreen, Charles Engel, Jeff Frankel, Hiro Ito, Eswar Prasad and George Tavlas for very helpful comments, and Dylan Blake for assistance collecting data.

²² McKinsey Global Institute (2009) estimates the cost of an appreciated dollar at between \$30 and \$60 billion. Hence, on net, the US benefits on net from the dollar's reserve currency status.

²³ If reserve currency status encourages cross border holdings of financial assets, then it is likely that these countries will also be exposed to greater valuation effects due to exchange rate changes. See Lane and Shambaugh (2010).

²⁴ There is the fear that a multipolar system would be inherently unstable, as central banks re-allocate their holdings in order to gain the highest returns. Eichengreen (2010) argues that this view inappropriately analogizes central bank behavior to that of hedge funds. However, central bank managers have a variety of objectives, typically of a longer term horizon.

Appendix 1

Data Description and Sources for Table 2

Table 2 Panel regression for determination of currency shares

Dependent variable: logit of currency shares in reserve holdings

Pre-euro sample (1973–98)

	[1]	[2]	[3]
Constant	-0.65 [0.15]	-0.49 [0.14]	-0.12 [0.06]
GDP ratio (y)	2.77 [0.64]	2.22 [0.62]	1.04 [0.29]
Inflation differential (π)	-2.64 [1.16]		
Depreciation (Δs)		-1.08 [1.29]	-1.10 [0.59]
Exratevar (σ)	-0.98 [0.57]	-0.58 [0.58]	-1.25 [0.34]
FX turnover ratio (to)	0.45 [0.29]	0.21 [0.30]	0.43 [0.14]
Lag: logit(share _{$t-1$})	0.85 [0.03]	0.88 [0.03]	0.96 [0.01]
N	182	182	156
Sample	1973–98	1973–98	1973–98
Adjusted R2	0.97	0.97	0.99

Dependent variable is $\text{logit}(\text{share}) = \log(\text{share}/(1-\text{share}))$. All variables are in decimal form

Figures in bold face are significant at the 10 % level. Column [3] omits Japanese yen, and uses cross-section weighted standard errors

Share is the proportion of currency holdings. *GDPratio* is the share of world GDP (evaluated at market exchange rates); *Inflationdiff* is the difference between a 5 year moving average of CPI inflation and industrialized country inflation; *Depreciation* is the 20 year average annual depreciation against the SDR; *Exratevar* is the trade weighted exchange rate volatility (monthly), measured as a 5 year moving average; *Fxturnovertatio* is daily turnover divided by total 5 center turnover.

Reserve currency holdings. Official reserve holdings of member central banks, at end of year. The data used is spliced version of Updated 2003 data obtained July 1, 2004 (for 1980 onward) to an unpublished data for 1965–2001. NA observations set to 0 except for the euro legacy currencies. Then, US dollar series is based on COFER data beginning at end-2004, while Euro series is based on COFER data beginning at end 1999. 70 % of unallocated reserves are categorized as dollar reserves, while 25 % are categorized as euro reserves. Note the 2007 entry is for 2007Q3. In logistic transformations, 0 entries set to 0.000001 (0.0001 %). Sources: IMF Annual Reports, Table I.2, IMF unpublished data, and Currency Composition of Official Foreign Exchange Reserves (COFER) data, September 30, 2014 version. <http://www.imf.org/external/np/sta/cofer/eng/index.htm>.

Ratio of GDP to total World GDP. Ratio of GDP in USD (converted at official exchange rates) to GDP of world aggregate. Sources: IMF, *International Financial Statistics* and IMF, *World Economic Outlook*.

Inflation. Calculated as log difference of monthly CPI, averaged. Five year moving average is centered. Source: IMF, *International Financial Statistics*; Euro area inflation for 1980–1998 is ECB data. Industrial country inflation from *International Financial Statistics*.

Exchange rate depreciation. Calculated as the 20 year log difference divided by 20 of the SDR exchange rate. Source: IMF, *International Financial Statistics*.

Exchange rate volatility. Calculated as the standard deviation of the log first difference of the SDR exchange rate. Source: IMF, *International Financial Statistics*.

Forex Turnover. 1989, 1992, 1995, 1998, 2001, 2004, and 2007 from BIS Triannual/Triennial Surveys. Billions of dollars of daily turnover, in April. Data from 1977 to 88 from G-30, NY Fed surveys, central bank surveys. Observations in-between survey years log-linearly interpolated. For 1973–1979, interpolation using 1977–79 relationship.

References

- Aizenman J, Chinn M, Ito H (2010) The emerging global financial architecture: tracing and evaluating the new patterns of the Trilemma's configurations. *J Int Money Financ* 29:615–641
- Aizenman J, Chinn M, Ito H (2011) Surfing the waves of globalization: Asia and financial globalization in the context of the Trilemma. *J Jpn Int Econ* 25:290–320
- Aliber RZ (1996) *The future of the dollar as an international currency*. New York: Praeger
- Beck T, Demirgüç-Kunt A, Levine R (2000) A new database on financial development and structure. *World Bank Econ Rev* 14:597–605
- Beck T, Demirgüç-Kunt A, Levine RE, Cihak M, Feyen EHB (2013) *Financial Development and Structure Dataset* (updated Nov. 2013). World Bank
- BIS (2013) *Triennial Central Bank Survey: Foreign exchange turnover in April 2013: preliminary global results*, Monetary and Economic Department (September 2013)
- Brehon D, Hafeez B, Sachdev M (2012) *China's Future: Germany, Japan or Korea? Exchange Rate Perspectives* (Deutsche Bank Global Markets Research, February 20, 2012), pp 9–26
- Chen X, Cheung Y-W (2011) *Renminbi going global*. HKIMR Working Paper No. 08/2011. Hong Kong Institute for Monetary Research, Hong Kong
- Chinn MD, Frankel J (2007) Will the euro eventually surpass the dollar as leading international reserve currency? In: Clarida R (ed) *G7 current account imbalances: sustainability and adjustment*. U. Chicago Press, Chicago, pp 285–322, http://www.ssc.wisc.edu/~mchinn/chinn_frinkel_euro.pdf
- Chinn MD, Frankel J (2008) Why the dollar will rival the Euro. *Int Financ* 11(1):49–73, http://www.ssc.wisc.edu/~mchinn/Chinn_Frankel_IntFin2008.pdf
- Chinn MD, Ito H (2006) What matters for financial development? Capital controls, institutions and interactions. *J Dev Econ* 61(1):163–192, http://www.ssc.wisc.edu/~mchinn/Chinn_Ito_JDE.pdf
- Chinn MD, Ito H (2008a) Global current account imbalances: American fiscal policy versus East Asian savings. *Rev Int Econ* 16(3):479–498
- Chinn MD, Ito H (2008b) A new measure of financial openness. *J Comp Policy Anal* 10(3):309–322, Data on Chinn-Ito index: http://web.pdx.edu/~ito/Chinn-Ito_website.htm
- Cohen BJ (2012) The benefits and costs of an international currency: getting the calculus right. *Open Econ Rev* 23:13–31
- ECB (2013) *The Emergence of the Chinese Renminbi as an international currency*. In: *The international role of the Euro*. ECB, Frankfurt
- Eichengreen B (2005) *Sterling's Past, Dollar's Future: Historical Perspective on Reserve Currency Competition*. NBER Working Paper No. 11336

- Eichengreen B (2010) Managing a multiple reserve currency world. Paper prepared for the Asian Development Bank Institute/Earth Institute project on “Reform of the Global Monetary System” and in the project volume The 21st Century International Monetary System. Sachs JD, Kawai M, Lee, J-W, Woo WT (eds) Asian Development Bank, Manila. http://emlab.berkeley.edu/~eichengr/managing_multiple_res_curr_world.pdf
- Eichengreen B (2011a) Exorbitant privilege: the rise and fall of the dollar and the future of the international monetary system. Oxford University Press, Oxford
- Eichengreen B (2011b) The Renminbi as an international currency. *J Policy Model* 33(5):723–730
- Eichengreen B, Flandreau M (2008) The Rise and Fall of the Dollar, or When Did the Dollar Replace Sterling as the Leading Reserve Currency? Paper prepared for the conference in honor of Peter Temin, Cambridge, 9 May 2008. http://emlab.berkeley.edu/~eichengr/rise_fall_dollar_temin.pdf
- Eichengreen B, Flandreau M (2012) The Federal Reserve, the Bank of England, and the rise of the dollar as an international currency, 1914–1939. *Open Econ Rev* 23:57–87
- Engel C (2012) Macropprudential Policy under High Capital Mobility: An Academic Perspective. Background notes prepared for 47th SEACEN Governors’ Conference, Seoul, Korea, 13–14 February, 2012
- Frankel J (1992) On the dollar. In: The new Palgrave dictionary of money and finance. MacMillan Press, London
- Frankel J (2011) Historical precedents for internationalization of the RMB. CGS/IIGG Working Paper. Council on Foreign Relations, New York, http://i.cfr.org/content/publications/attachments/CGS-IIGG_WorkingPaper17_Frankel.pdf
- Fratzscher M, Mehl A (2014) China’s dominance hypothesis and the emergence of a tri-polar global currency system. *Econ J*. doi:10.1111/ecoj.12098
- Goldberg L, Choi M, Clark H (2011) What If the U.S. Dollar’s Global Role Changed? Liberty Street blog (October 3). <http://libertystreeteconomics.newyorkfed.org/2011/10/what-if-the-us-dollars-global-role-changed.html>
- Helleiner E, Malkin A (2012) Sectoral interests and global money: Renminbi, dollars and the domestic foundations of international currency policy. *Open Econ Rev* 23:33–55
- IMF (2014) Currency Composition of Official Foreign Exchange Reserves (COFER) data, September 30, 2014 version. <http://www.imf.org/external/np/sta/cofer/eng/index.htm>
- Ito H, Chinn MD (2009) East Asia and global imbalances: saving, investment, and financial development. In: Ito T, Rose AK (eds) Financial sector development in the pacific rim. U.Chicago Press for NBER, Chicago, pp 117–150
- Ito H, Chinn MD (forthcoming) The Rise of the “Redback” and China’s Capital Account Liberalization: An Empirical Analysis on the Determinants of Invoicing Currencies, forthcoming in *Renminbi Internationalization*, edited by Barry Eichengreen and Masahiro Kawai (Brookings Institution Press for ADBI) (with Hiro Ito)
- Kenen P (1983) The role of the dollar as an international reserve currency. Occasional Papers No. 13, Group of Thirty
- Kindleberger CP (1981) International money. George Allen & Unwin, London
- Krugman P (1984) The international role of the dollar: theory and prospect. In: Bilson J, Marston R (eds) Exchange rate theory and practice. University of Chicago Press, Chicago, pp 261–278
- Lane PR, Shambaugh JC (2010) Financial exchange rates and international currency exposures. *Am Econ Rev* 100(1):518–540
- Lee J-W (2014) Will the Renminbi emerge as an international reserve currency? *World Econ* 37(1): 42–62
- Matsuyama K, Kiyotaki N, Matsui A (1993) Toward a theory of international currency. *Rev Econ Stud* 60: 283–307
- McCauley R (2011) The Internationalisation of the Renminbi. Speech to the Second Annual International conference on the Chinese Economy “Macroeconomic management in China”. Hong Kong Institute for Monetary Research, Hong Kong
- McKinnon R (1979) Money in international exchange. Oxford University Press, New York
- McKinsey Global Institute (2009) An exorbitant privilege? Implications of reserve currencies for competitiveness. Discussion Paper. McKinsey and Company
- Meissner C, Oomes N (2009) Why do countries peg the way they peg? The determinants of anchor currency choice. *J Int Money Financ* 28(3):522–547
- Patnaik I, Shah A (2011) Did the Indian capital controls work as a tool of macroeconomic policy? Working Paper 2011-87. National Institute of Public Finance and Policy, New Delhi
- Prasad E (2014) The dollar trap. Princeton University Press, Woodstock
- Prasad E, Ye LS (2012) The Renminbi’s role in the global monetary system. Brookings, Washington, DC, http://www.brookings.edu/reports/2012/02_renminbi_monetary_system_prasad.aspx

- Ranjan R, Prakash A (2010) Internationalisation of currency: the case of the Indian Rupee and Chinese Renminbi. RBI Staff Studies 3/2010. Reserve Bank of India, Department of Economic Analysis and Policy
- Subramanian A (2011) Renminbi rules: the conditional imminence of the reserve currency transition. Working Paper Series No. 11-14. Peterson Institute for International Economics, Washington, DC
- Swoboda A (1969) Vehicle currencies in the foreign exchange market: the case of the dollar. In: Aliber R (ed) The international market for foreign exchange. Praeger, New York
- Szalay E (2012) Survey: Central Banks Shun Euro, Eye Non-Traditional Reserves. WSJ.com (April 17)
- Tavlas G, Ozeki Y (1992) The internationalization of currencies: an appraisal of the Japanese yen. IMF Occasional Paper No. 90. IMF, Washington, DC
- Wu F, Pan R, Wang D (2010) Renminbi's potential to become a global currency. *China World Econ* 18(1):63–81