Working with the WLS Data

Carol Roan & Vicky Chang

A Primer on the WLS

GSA 2014

Public vs. Protected Data

- Level 1 – Publicly downloadable
- Level 2 – Subject to approval
- Level 3 – Accessible through Secure Sever
- Level 4 – Accessible through coldroom

Level 1 Data

- Publicly available and free
- Some variables are “protected” through truncation or removal
  - Geography, months of births and deaths, data about high school friends, relationships between sample members, and names of colleges are not available for public download.
  - Many monetary values, height, weight, and body mass index are top and/or bottom coded to prevent identification of outliers.

Level 2 Data

- Some of the protected data can be made available to researchers on a case-by-case basis at the discretion of the PIs.
  - Contact WLS staff
  - Explain why the Level-1 data are not sufficient
  - Must sign a confidentiality agreement

Level 3 Data

- Extremely sensitive data (eg. Genetic Data, Audio Recordings)
  - Write a research plan
  - Need IRB approval from home institution
  - Requests for Genetic Data must be approved by the WLS Genetic Advisory Board
  - Need to sign a DUA
  - All analyses can only be carried out on WLS Secure Server

Level 4 Data

- Social Security Earnings and Benefits
  - Can only be used in a physical coldroom

Working with WLS Data

- Accessing WLS Documentation
  - Codebooks
  - Flowcharts
  - Questionnaires
- Accessing WLS Data
  - Searching Variables
  - Selecting Variables
  - Downloading the Data Set

How to Find WLS

- http://www.ssc.wisc.edu/wlsresearch/
- Google

  Wisconsin Longitudinal Study

  wls research

File Edit View History Bookmarks Tools Help

wisconsin longitudinal study -...

https://www.google.com/?gws_rd=ssl#q=wisconsin+longitudinal+study

Wisconsin Longitudin... https://wiscvpn.doit.... WLS - Search Purdue OWL UWSC Progress Wisconsin Longitudin... Google WLS Staff Home The Social Science Co...

Google

wisconsin longitudinal study

Web News Images Shopping Videos More Search tools

About 2,340,000 results (0.47 seconds)

Scholarly articles for **wisconsin longitudinal study**

The **Wisconsin longitudinal study** of social and ... - Robert - Cited by 322

... : New evidence from the **Wisconsin Longitudinal Study** - Warren - Cited by 122

... : Evidence from the **Wisconsin Longitudinal Study** - Warren - Cited by 150

Wisconsin Longitudinal Study Homepage

www.ssc.wisc.edu/wlsresearch/ - University of Wisconsin-Madison

The **Wisconsin Longitudinal Study** (**WLS**) is a long-term study of a random sample of 10,317 men and women who graduated from Wisconsin high schools in ...

Data

Access the WLS Data. The Wisconsin Longitudinal Study is ...

Pilot Grant

The WLS Pilot Grant program has been suspeneded until we ...

Documentation

WLS Data Documentation. NEW

How to cite WLS data

How to Cite the WLS Data Properly.

File Edit View History Bookmarks Tools Help
Wisconsin Longitudinal Study Ho...
www.ssc.wisc.edu/wlsresearch/
Google
Wisconsin Longitudin... https://wiscvpn.doit.... WLS - Search Purdue OWL UWSC Progress Wisconsin Longitudin... Google WLS Staff Home The Social Science Co...

Wisconsin Longitudinal Study

The Wisconsin Longitudinal Study (WLS) is a long-term study of a random sample of 10,317 men and women who graduated from Wisconsin high schools in 1957. The WLS provides an opportunity to study the life course, intergenerational transfers and relationships, family functioning, physical and mental health and well-being, and morbidity and mortality from late adolescence through 2008. WLS data also cover social background, youthful aspirations, schooling, military service, labor market experiences, family characteristics and events, social participation, psychological characteristics and retirement.

Survey data were collected from the original respondents or their parents in 1957, 1964, 1975, 1992, 2004, and 2011; from a selected sibling in 1977, 1994, 2005, and 2011; from the spouse of the original respondent in 2004; from the spouse of the selected sibling in 2006; and from widow(er)s of the graduates and siblings in 2006. Data are currently available from all collection rounds except the widows. These will be available in the future. Please join the WLS list serv by sending an email to WLSannounce-request@ssc.wisc.edu with a subject line of "Subscribe", and visit this site frequently to

Wisconsin Longitudinal Study

WLS Data Documentation

New **Documentation for WLS Cross–Wave Harmonized Rosters**

View documentation regarding cross–wave harmonized rosters.

Apply for access to the WLS DNA Data.

Please email wls@ssc.wisc.edu for instructions on how to apply. For a list of the SNPs currently available see this.

Supplementary Documentation

View supplementary documents for data collected about the respondents.
These data include: Relative body mass index, attractiveness, and H.S. activities from the 1957 H.S. yearbooks; Job and college characteristics; female graduates' work histories; high school district resources; disability claims forms; life history and health at midlife; and area resources file.

Documentation for the WLS 13.02 Release

Conventions NEW WLS USERS please read this.
Learn about variable naming and missing value conventions used in the WLS datasets.

Please see this Change Notice for details regarding the latest release. See complete list of all change notices.

Codebooks
Browse codebooks grouped by collection wave.

Flowcharts and Questionnaires
Visually browse all survey instruments used to collect data from WLS participants since 1957.

Scales (PDF)
Information about the scales constructed from the WLS data.

Retention and Response Rates (PDF)
Various ways of calculating retention and response rates of WLS 1957–2005

Wisconsin Longitudinal Study

WLS Codebooks and Flowcharts

Note: Codebooks contain frequency data from the private data release. For some variables, these differ from the frequencies in the public release. Variables that differ between the public and private versions include "(not available on public release)" as part of the variable description, or a note indicating the difference between the public and private versions.

- Status and Descriptive Variables → Response status for each wave, fixed characteristics
- Ancillary Data → Yearbook, IQ, Imputations, NDI, Voting
- 1957 – 1964 (graduates)
- 1975 (graduates)
- 1977 (siblings)
- 1992 – 1993 (graduates)
- 1993 – 1994 (siblings)
- 2003 – 2005 (graduates and spouses)
- 2004 – 2007 (siblings and sibling spouses)
- 2011 CAPI (graduates and siblings)
- Archived variables

→ Variables by wave, respondent type, and module

Copyright © 2006 Board of Regents of the University of Wisconsin System

Wisconsin Longitudinal Study

WLS Codebooks and Flowcharts

Note: Codebooks contain frequency data from the private data release. For some variables, these differ from the frequencies in the public release. Variables that differ between the public and private versions include "(not available on public release)" as part of the variable description, or a note indicating the difference between the public and private versions.

2011 CAPI (graduates and siblings)

- 2011 CAPI Grad
- 2011 CAPI Sibling

Copyright © 2006 Board of Regents of the University of Wisconsin System

Wisconsin Longitudinal Study

WLS Codebooks and Flowcharts

Note: Codebooks contain frequency data from the private data release. For some variables, these differ from the frequencies in the public release. Variables that differ between the public and private versions include "(not available on public release)" as part of the variable description, or a note indicating the difference between the public and private versions.

2011 CAPI Grad

Download all these codebooks in PDF format

Module	Links	
Summary Variables	HTML Codebook	PDF Codebook
In Person: Education	HTML Codebook	PDF Codebook
In Person: Marriage, Cohab, and Dating	HTML Codebook	PDF Codebook
In Person: Household Roster	HTML Codebook	PDF Codebook
In Person: Children	HTML Codebook	PDF Codebook
In Person: Nonnormative Screener	HTML Codebook	PDF Codebook
In Person: Parents	HTML Codebook	PDF Codebook
In Person: Siblings	HTML Codebook	PDF Codebook
In Person: Newest Vital Sign (NVS) Health Literacy Assessment	HTML Codebook	PDF Codebook
In Person: Short Test of Functional Health Literacy in Adults (STOFHLA)	HTML Codebook	PDF Codebook
In Person: Health	HTML Codebook	PDF Codebook
In Person: Activities of Daily Living (ADLs)	HTML Codebook	PDF Codebook
In Person: Abbreviated Diabetes Knowledge Test (DKT)	HTML Codebook	PDF Codebook

Click link for codebook

File Edit View History Bookmarks Tools Help
Wisconsin Longitudinal Study - C...
www.ssc.wisc.edu/wlsresearch/documentation/waves/?wave=capigrad&module=jhealth
Google
Wisconsin Longitudin... https://wiscvpn.doit.... WLS - Search Purdue OWL UWSC Progress Wisconsin Longitudin... Google WLS Staff Home The Social Science Co...
This PDF document might not be displayed correctly. Open With Different Viewer

Wisconsin Longitudinal Study

WLS Codebooks and Flowcharts

Note: Codebooks contain frequency data from the private data release. For some variables, these differ from the frequencies in the public release. Variables that differ between the public and private versions include "(not available on public release)" as part of the variable description, or a note indicating the difference between the public and private versions.

In Person: Health

JHEALTH Health Module

OVERVIEW

Participants were first asked to report on their health during the 1993 collection wave, when - as a complement to the primary telephone interview - they were asked to complete a self-administered mail questionnaire that included a health section. For the 2004 wave, coverage of health information

File Edit View History Bookmarks Tools Help
Wisconsin Longitudinal Study - C...
www.ssc.wisc.edu/wlsresearch/documentation/waves/?wave=capigrad&module=jhealth
Google

BRIEF VARIABLE DESCRIPTIONS

Variable ranges reference dataset/codebook order and are not necessarily alphabetical.

HHLTSTAT-HHLTREL:	Module-Level Status Variables
HX201RE:	Self-Reported General Health
HX202ARE:	Health Utilities Index Mark 3 (HUI3) Summary Score
HX203LRE-HX210SRE:	HUI3 Component Dimension Levels and Scores
HX301RE-HX339RE:	Individual HUI3 Items
HX341RE-HX341REB:	High Blood Pressure/Hypertension: Timing of Diagnosis and Extent of Interference with Enjoyable Activities
HX346RE-HX347REB:	High Blood Sugar: Timing of Diagnosis and Extent of Interference with Enjoyable Activities
HX342RE-HX343REB:	Diabetes: Timing of Diagnosis and Extent of Interference with Enjoyable Activities
HX344RE-HX377RE:	Diabetes Complications and Treatment Details
HX348RE-HX350GRE:	Cancer: Timing of Diagnosis, Extent of Interference with Enjoyable Activities, and Site(s) of Occurrence
HX378RE-HX389RE:	Cancer Treatment Details and Side Effects
HX351RE-HX390REB:	Heart Problems: Timing of Diagnosis and Extent

HX201RE Highlight All Match Case

File Edit View History Bookmarks Tools Help
Wisconsin Longitudinal Study - C...
www.ssc.wisc.edu/wlsresearch/documentation/waves/?wave=capigrad&module=jhealth
Google
Wisconsin Longitudin... https://wiscvpn.doit.... WLS - Search Purdue OWL UWSC Progress Wisconsin Longitudin... Google WLS Staff Home The Social Science Co...

hx201re: Participant's self-rating of their general health.

Data source: Graduate Participant or Proxy Collected in: 2011 Mode: In person & telephone
Source variables: y_x1

		Frequencies		
Value	Label	Male	Female	Total
.	System missing - NR	2146	2019	4165
-30	NOT PART OF MOSAQ	68	116	184
-1	DON'T KNOW	0	1	1
1	EXCELLENT	520	616	1136
2	VERY GOOD	1051	1256	2307
3	GOOD	850	953	1803
4	FAIR	276	296	572
5	POOR	80	69	149

hx202are: Participant's Health Utilities Index Mark 3 summary score.

Data source: Graduate Participant or Proxy Collected in: 2011 Mode: In person & telephone
Source variables: hx203lre, hx204lre, hx205lre, hx206lre, hx207lre, hx208lre, hx209lre, hx210lre

	Frequencies

Note: The referenced "cancer" may include malignant tumors but not minor skin cancers (see HX348RE).

hx350are: First organ or part of the body in which Participant mentioned having an occurrence of cancer. These are ICD-9 codes.

Data source: Graduate Participant or Proxy Collected in: 2011 Mode: In person & telephone
Source variables: hx348re_y, x1a4c, c_y_x1a4c
NOT AVAILABLE ON PUBLIC RELEASE

		Frequencies		
Value	Label	Male	Female	Total
.	System missing - NR	2146	2019	4165
-30	NOT PART OF MOSAQ	68	116	184
-4	NOT ASCERTAINED	0	1	1
-2	INAPPROPRIATE (hx348re != 1)	2225	2652	4877
140 - 208	ICD-9 CANCER CODE	552	538	1090

Note: Although participants were not explicitly asked to report on more than one type of cancer, a small number of them chose to do so (see HX350BRE and HX350CRE); if this happened, there is no way of determining which of the participant's cancers variables HX349RE, HX349REB, and HX378RE-HX389RE reference. For more information about ICD-9 codes as well as details regarding coding, see cor867 in Appendix R. For a publicly released version of this variable that collapses detailed ICD-9 codes into categories, see HX350DRE.

Note: The referenced "cancer" may include malignant tumors but not minor skin cancers (see HX348RE).

File Edit View History Bookmarks Tools Help
Wisconsin Longitudinal Study - C...
www.ssc.wisc.edu/wlsresearch/documentation/waves/?wave=capigrad&module=jhealth
Google
Wisconsin Longitudin... https://wiscvpn.doit.... WLS - Search Purdue OWL UWSC Progress Wisconsin Longitudin... Google WLS Staff Home The Social Science Co...
This PDF document might not be displayed correctly. Open With Different Viewer

Wisconsin Longitudinal Study

WLS Codebooks and Flowcharts

Note: Codebooks contain frequency data from the private data release. For some variables, these differ from the frequencies in the public release. Variables that differ between the public and private versions include "(not available on public release)" as part of the variable description, or a note indicating the difference between the public and private versions.

In Person: Health

JHEALTH Health Module

OVERVIEW

Participants were first asked to report on their health during the 1993 collection wave, when - as a complement to the primary telephone interview - they were asked to complete a self-administered mail questionnaire that included a health section. For the 2004 wave, coverage of health information

Wisconsin Longitudinal Study

WLS Data Documentation

New Documentation for WLS Cross-Wave Harmonized Rosters

View documentation regarding cross-wave harmonized rosters.

Apply for access to the WLS DNA Data.

Please email wls@ssc.wisc.edu for instructions on how to apply. For a list of the SNPs currently available see this.

Supplementary Documentation

View supplementary documents for data collected about the respondents.
These data include: Relative body mass index, attractiveness, and H.S. activities from the 1957 H.S. yearbooks; Job and college characteristics; female graduates' work histories; high school district resources; disability claims forms; life history and health at midlife; and area resources file.

Documentation for the WLS 13.02 Release

Conventions NEW WLS USERS please read this.
Learn about variable naming and missing value conventions used in the WLS datasets.

Please see this Change Notice for details regarding the latest release. See complete list of all change notices.

Codebooks
Browse codebooks grouped by collection wave.

Flowcharts and Questionnaires
Visually browse all survey instruments used to collect data from WLS participants since 1957.

Scales (PDF)
Information about the scales constructed from the WLS data.

Retention and Response Rates (PDF)
Various ways of calculating retention and response rates of WLS 1957-2005

Wisconsin Longitudinal Study

The link below compiles **ALL** survey instruments that were used to collect data from participants of the Wisconsin Longitudinal Study (WLS) since the project's inception in 1957. For a primer on how to navigate this document, please read the following.

Right click to save as →

Full Instrumentation 1957-2010 (PDF)

This document can be used to trace the origins and evolution of a study that has spanned the life courses – from adolescence to old age – of 10,317 members of Wisconsin's high school graduating class of 1957. Since the documentation exceeds 1,000 pages, steps have been taken to facilitate navigation and accessibility.

The document's Table of Contents, which follows this preface, illustrates the organizational strategy used to compile all survey instrumentation. Each item in the Table of Contents is accompanied by a link, in blue font, to the respective place in the document where it is located; by clicking these links, users can navigate to the instrumentation that is of greatest interest to them. As can be seen, the material has been divided into 9 "tabs" or sections, within which there are additional subsections as appropriate. Tab 1 introduces users to the WLS and indicates the scope of each survey instrument. Tab 2 is a primer on how to read flowcharts, visual aids used to represent some varieties of WLS instrumentation. Tabs 3 through 8 each represent a separate round of data collection, or different point in time at which respondents were being contacted for research purposes: 1957, 1964, 1975/77, 1992/94, 2003-2007, and 2010-2011. Finally, Tab 9 catalogs where users may find other WLS resources that may prove helpful or of interest.

Download Player Browse Help Preferences

This PDF document might not be displayed correctly. Open With Different Viewer

Page: 1 of 1374 Automatic Zoom

Opening Full_Instrumentation_1957_2010_vers8_Final.pdf

You have chosen to open:

Full_Instrumentation_1957_2010_vers8_Final.pdf

which is: Adobe Acrobat Document (9.5 MB)

from: http://www.ssc.wisc.edu

What should Firefox do with this file?

Open with Adobe Acrobat 9.5 (default)

Save File

Do this automatically for files like this from now on.

OK Cancel

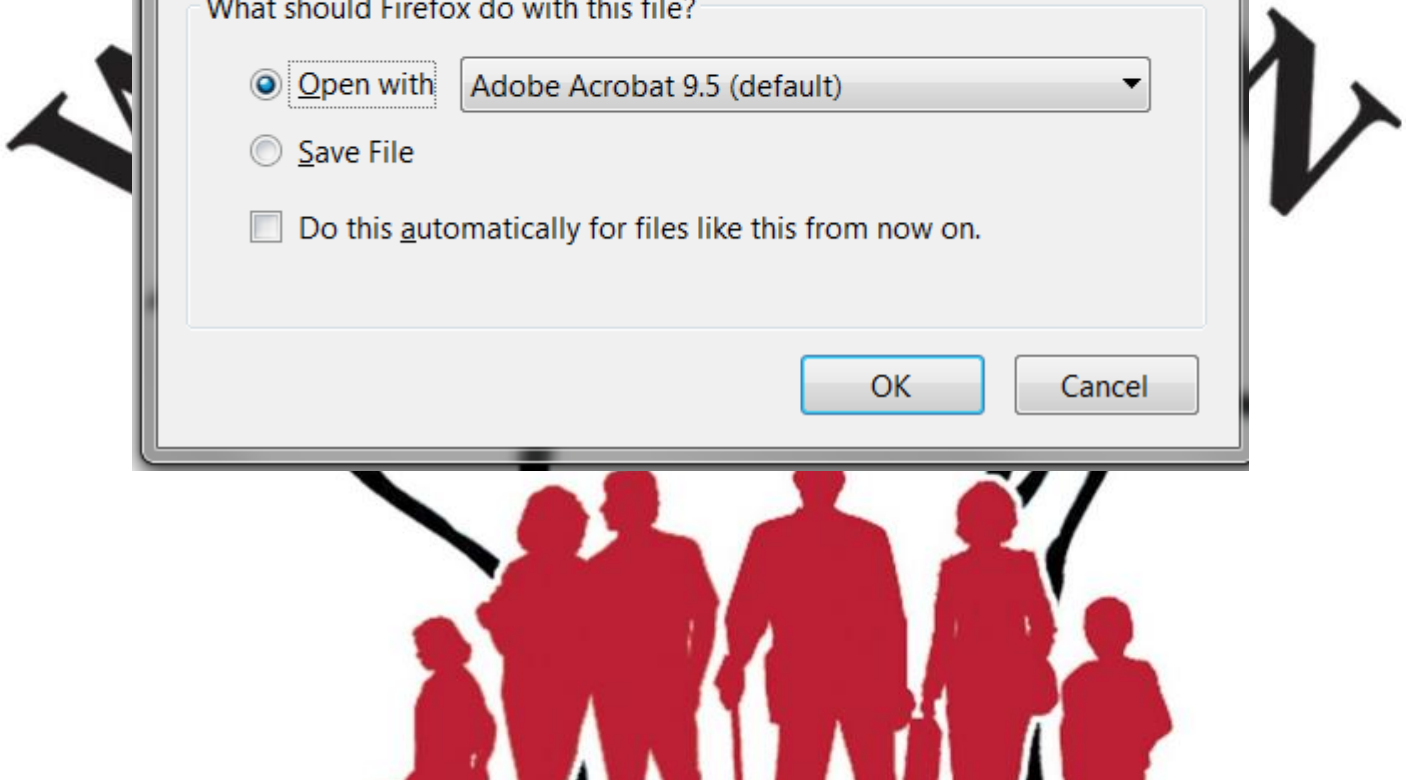

Full_Instrumentation_1957_2010_vers8_Final-2.pdf - Adobe Reader

File Edit View Window Help

1 / 1374 95.4% Tools

Export P

Adobe Expo

Convert PDF
online.

Select PDF Fil

Full_Inst

Convert To:

Microsoft

Recognize Te
Change

Create P

Send File

Full_Instrumentation_1957_2010_vers8_Final-2.pdf - Adobe Reader

File Edit View Window Help

1 / 1374 101%

Bookmarks

- Front Cover
- Title Page
- Preface
- Table of Contents
- Tab 1: Overview of the WLS
- Tab 2: How to Read Flowcharts
- Tab 3: 1957 Original Questionnaire
- Tab 4: 1964 Postcard Questionnaire
- Tab 5: 1975/77 Round of Data Collection
- Tab 6: 1992/94 Round of Data Collection
- Tab 7: 2003-2007 Round of Data Collection
- Tab 8: 2010-2011 Round of Data Collection
- Tab 9: Other Resources
- Glossary
- Back Cover

Full_Instrumentation_1957_2010_vers8_Final-2.pdf - Adobe Reader

File Edit View Window Help

1 / 1374 101%

Bookmarks

- Tab 5: 1975/77 Round of Data Collection
- Tab 6: 1992/94 Round of Data Collection
- Tab 7: 2003-2007 Round of Data Collection
- Tab 8: 2010-2011 Round of Data Collection
  - Proxy's Route for CAPI Survey
  - Cognition Sampling for CAPI Survey
  - CAPI Flowcharts for Survey of Graduates & Siblings
    - Overview
    - Introduction
    - Education
    - Marriage, Cohabiting & Dating
    - Household Roster
    - Child Roster
    - Non-Normative Child Screener

WISCONSIN

LONGITUDINAL

Full_Instrumentation_1957_2010_vers8_Final-2.pdf - Adobe Reader

File Edit View Window Help

884 / 1374 101%

Bookmarks

- Tab 5: 1975/77 Round of Data Collection
- Tab 6: 1992/94 Round of Data Collection
- Tab 7: 2003-2007 Round of Data Collection
- Tab 8: 2010-2011 Round of Data Collection
  - Proxy's Route for CAPI Survey
  - Cognition Sampling for CAPI Survey
  - CAPI Flowcharts for Survey of Graduates & Siblings
    - Overview
    - Introduction
    - Education
    - Marriage, Cohabiting & Dating
    - Household Roster
    - Child Roster
    - Non-Normative Child Screener

WISCONSIN LONGITUDINAL STUDY

Tab 8

2010–2011 Round of Data Collection

****

Table of Contents

Proxy's Route for CAPI Survey ..... Click Here

Cognition Sampling for CAPI Survey ..... Click Here

CAPI Flowcharts for Survey of Graduates & Siblings ..... Click Here

Overview ..... Click Here

Introduction ..... Click Here

Education ..... Click Here

Marriage, Cohabiting & Dating ..... Click Here

Full_Instrumentation_1957_2010_vers8_Final-2.pdf - Adobe Reader
File Edit View Window Help
894 / 1374 101%

Bookmarks
- Tab 5: 1975/77 Round of Data Collection
- Tab 6: 1992/94 Round of Data Collection
- Tab 7: 2003-2007 Round of Data Collection
- Tab 8: 2010-2011 Round of Data Collection
  - Proxy's Route for CAPI Survey
  - Cognition Sampling for CAPI Survey
  - CAPI Flowcharts for Survey of Graduates & Siblings
    - Overview
    - Introduction
    - Education
    - Marriage, Cohabiting & Dating
    - Household Roster
    - Child Roster
    - Non-Normative Child Screener
    - Selected Child

2010 Graduate & Sibling CAPI Flow

Click Box to Jump to Module

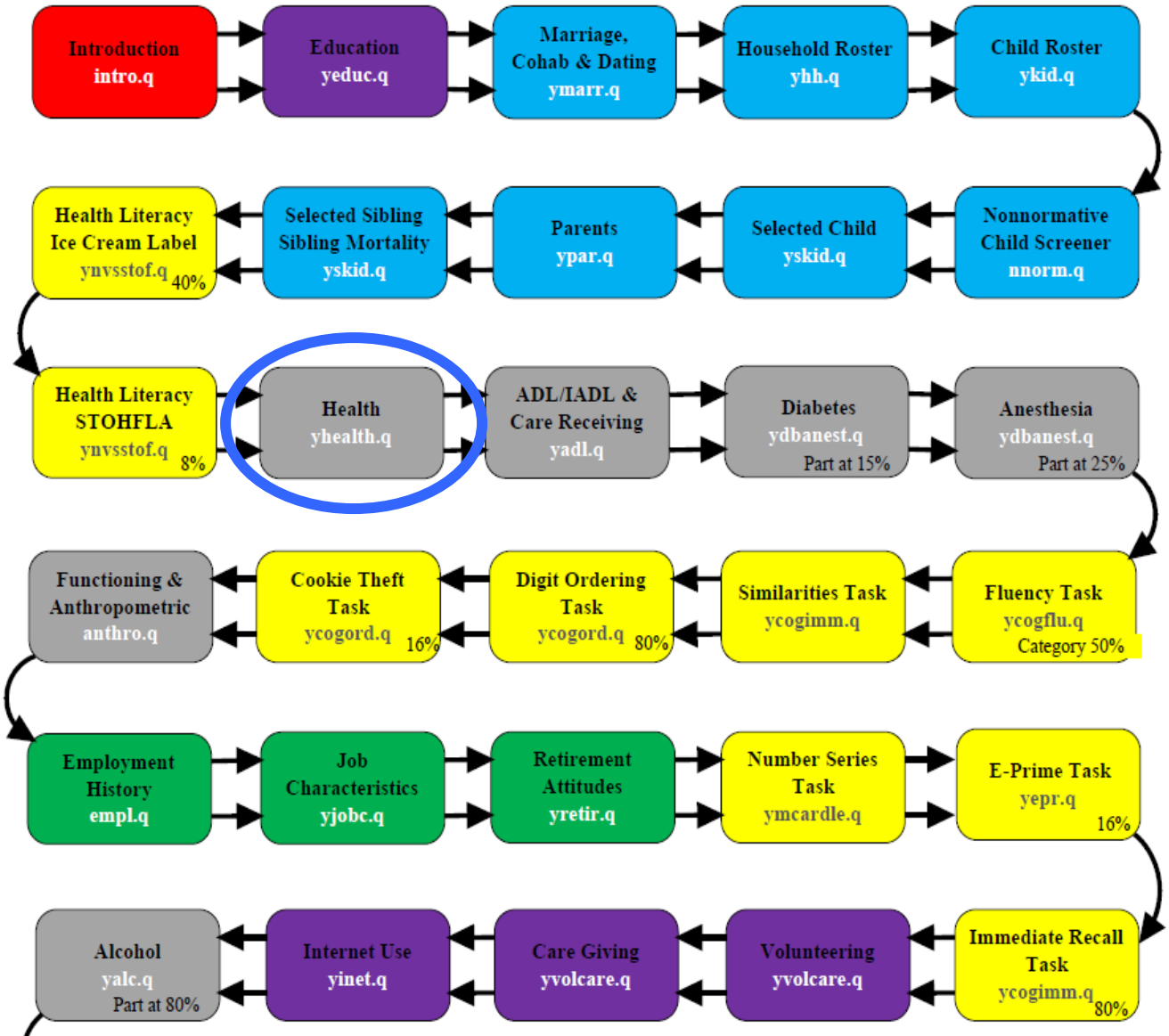

Full_Instrumentation_1957_2010_vers8_Final-2.pdf - Adobe Reader
File Edit View Window Help
942 / 1374 101%

Bookmarks
- Tab 5: 1975/77 Round of Data Collection
- Tab 6: 1992/94 Round of Data Collection
- Tab 7: 2003-2007 Round of Data Collection
- Tab 8: 2010-2011 Round of Data Collection
  - Proxy's Route for CAPI Survey
  - Cognition Sampling for CAPI Survey
  - CAPI Flowcharts for Survey of Graduates & Siblings
    - Overview
    - Introduction
    - Education
    - Marriage, Cohabiting & Dating
    - Household Roster
    - Child Roster
    - Non-Normative Child Screener
    - Selected Child
    - Parents
    - Selected Sibling &

HEALTH

>y_x1< Now we want to ask you about your health. You may feel that some of these questions do not apply to you, but please bear with us because it is important that we ask the same questions of everyone.
In general, would you say your health is: excellent, very good, good, fair, or poor?

HEALTH UTILITIES

>y_x2< During the past four weeks, have you been able to see well enough to read ordinary newsprint **without** glasses or contact lenses?

NDR → >y_x3<
Yes → >y_x5<

>y_x3< (During the past four weeks have you been able to see well enough to read ordinary newsprint.) What about with glasses/contacts?

NDR → >y_x4<
Yes → >y_x5<

>y_x4< (During the past four weeks:) Have you been able to see at all?

NDR → >y_x7<
Yes → >y_x5<

>y_x5< (During the past four weeks:) Have you been able to see well enough to recognize a friend on the other side of the street**without** glasses or contact lenses?

NDR → >y_x7<
Yes → >y_x6<

>y_x6< (During the past four weeks, have you been able to see well enough to recognize a friend on the other side of the street)
What about **with** glasses or contact lenses?

>y_x7< (During the past four weeks:)
Without a hearing aid and while in a group conversation with at least three other people, have you been able to hear what is said?

NDR → >y_x8<
Yes → >y_x12< p.2

>y_x8< (Have you been able to hear what is said in a group conversation with at least three other

Full_Instrumentation_1957_2010_vers8_Final-2.pdf - Adobe Reader
File Edit View Window Help
942 / 1374 131%

HEALTH

>y_x1< Now we want to ask you about your health. You may feel that some of these questions do not apply to you, but please bear with us because it is important that we ask the same questions of everyone.
In general, would you say your health is: excellent, very good, good, fair, or poor?

HEALTH UTILITIES

>y_x2< During the past four weeks, have you been able to see well enough to read ordinary newsprint **without** glasses or contact lenses?

NDR → >y_x3<

Yes → >y_x5<

>y_x3< (During the past four weeks have you been able to see well enough to read ordinary newsprint...) What about **with** glasses/contacts?

NDR → >y_x4<

Yes → >y_x5<

>y_x4< (During the past four weeks:) Have you been able to see at all?

NDR → >y_x6<

Yes → >y_x5<

>y_x5< (During the past four weeks:) Have you been able to see well enough to recognize a friend on the other side of the street**without** glasses or contact lenses?

NDR → >y_x6<

Yes → >y_x6<

>y_x6< (During the past four weeks, have you been able to see well enough to recognize a friend on the other side of the street)
What about **with** glasses or contact lenses?

File Edit View History Bookmarks Tools Help
Wisconsin Longitudinal Study - C...
www.ssc.wisc.edu/wlsresearch/documentation/waves/?wave=capigrad&module=jhealth
Google
Wisconsin Longitudin... https://wiscvpn.doit.... WLS - Search Purdue OWL UWSC Progress Wisconsin Longitudin... Google WLS Staff Home The S

hx201re: Participant's self-rating of their general health.

Constructed Variable or Analysis Variable

Data source: Graduate Participant or Proxy Collected in: 2011 Mode: In person & telephone

Source variables: y_x1 → Survey Question Item

		Frequencies		
Value	Label	Male	Female	Total
.	System missing - NR	2146	2019	4165
-30	NOT PART OF MOSAQ	68	116	184
-1	DON'T KNOW	0	1	1
1	EXCELLENT	520	616	1136
2	VERY GOOD	1051	1256	2307
3	GOOD	850	953	1803
4	FAIR	276	296	572
5	POOR	80	69	149

hx202are: Participant's Health Utilities Index Mark 3 summary score.

Data source: Graduate Participant or Proxy Collected in: 2011 Mode: In person & telephone

Source variables: hx203lre, hx204lre, hx205lre, hx206lre, hx207lre, hx208lre, hx209lre, hx210lre

Full_Instrumentation_1957_2010_vers8_Final.pdf - Adobe Reader
File Edit View Window Help
1 / 1374 122%
Tools Sign Comment
>y_x1<
Sign In
Export PDF Files
Adobe ExportPDF
Convert PDF files to to Word or Excel online.
Select PDF File:
Full_Instrumentation_1957_201...
1 file / 9.49 MB
Convert To:
Microsoft Word (*.docx)
Recognize Text in English(U.S.)
Change
Convert
Create PDF Files
Send Files

LONGITUDINAL

Full_Instrumentation_1957_2010_vers8_Final.pdf - Adobe Reader
File Edit View Window Help
942 / 1374 122%
Tools Sign Comment
>y_x1<
Sign In
Export PDF Files
Adobe ExportPDF
Convert PDF files to to Word or Excel online.
Select PDF File:
Full_Instrumentation_1957_201...
1 file / 9.49 MB
Convert To:
Microsoft Word (*.docx)
Recognize Text in English(U.S.)
Change
Convert
Create PDF Files
Send Files

HEALTH

>y_x1< Now we want to ask you about your health. You may feel that some of these questions do not apply to you, but please bear with us because it is important that we ask the same questions of everyone.
In general, would you say your health is: excellent, very good, good, fair, or poor?

HEALTH UTILITIES

>y_x2< During the past four weeks, have you been able to see well enough to read ordinary newsprint **without** glasses or contact lenses?

NDR → >y_x3<
Yes → >y_x5<

>y_x3< (During the past four weeks have you been able to see well enough to read ordinary newsprint...) What about **with** glasses/contacts?

NDR → >y_x4<
Yes → >y_x5<

>y_x4< (During the past four weeks:) Have you been able to see at all?

NDR → >y_x7<
Yes → >y_x5<

>y_x5< (During the past four weeks:) Have you been able to see well enough to recognize a friend on the other side of the street **without** glasses or contact lenses?

NDR → >y_x6<
Yes → >y_x7<

>y_x6< (During the past four weeks, have you been able to see well enough to recognize a friend on the other side of the street)
What about **with** glasses or contact lenses?

>y_x7< (During the past four weeks:)
Without a hearing aid and while in a group conversation with at least three other people, have you been able to hear what is said?

NDR → >y_x12< p.2
Yes → >y_x12< p.2

Structure of WLS Data

- Rectangular rather than a hierarchical file
  - Each record contains data for the entire family. There is only one identifier "IDPUB"

idpub [graduate data 57, 64, 75, 93, 04]…[sibling data…]…[spouse …

Observations: 10,317

Variables: 28,022

Rectangular File Structure

Identifier

Grad variables

1957

92/93 mail

03/04 mail

92/93 phone

03/04 phone

Sib variables

1975

93/94 mail

03/04 mail

04/05 phone

04/05 phone

	idpub	sexrsp	MX001RER	IX001RER	RB010RE	GB010RE	ssbsex	NX001RER	DX001RER	CB010RE	SB010RE
1	900018	1	.	.	.	.	-3	.	.	.	.
2	900021	1	4	4	1	2	2	.	.	.	.
3	900024	2	.	.	.	.	2	.	.	.	.
4	900026	1	5	4	2	2	1	5	.	2	1
5	900034	1	.	.	2	2	2	.	.	.	.
6	900035	1	.	-4	.	.	1	.	.	.	.
7	900042	1	5	5	2	2	1	.	.	.	1
8	900043	1	.	5	2	2	1	5	4	2	2
9	900054	1	5	4	2	2	2	.	.	.	.
10	900069	1	5	5	1	2	-2	.	.	.	.
11	900071	1	.	.	.	.	-3	.	.	.	.
12	900074	2	.	.	2	.	1	4	.	.	2

File Edit View History Bookmarks Tools Help
Wisconsin Longitudinal Study Ho...
www.ssc.wisc.edu/wlsresearch/
Google
Wisconsin Longitudin... https://wiscvpn.doit.... WLS - Search Purdue OWL UWSC Progress Wisconsin Longitudin... Google WLS Staff Home The Social Science Co...

Wisconsin Longitudinal Study

The Wisconsin Longitudinal Study (WLS) is a long-term study of a random sample of 10,317 men and women who graduated from Wisconsin high schools in 1957. The WLS provides an opportunity to study the life course, intergenerational transfers and relationships, family functioning, physical and mental health and well-being, and morbidity and mortality from late adolescence through 2008. WLS data also cover social background, youthful aspirations, schooling, military service, labor market experiences, family characteristics and events, social participation, psychological characteristics and retirement.

Survey data were collected from the original respondents or their parents in 1957, 1964, 1975, 1992, 2004, and 2011; from a selected sibling in 1977, 1994, 2005, and 2011; from the spouse of the original respondent in 2004; from the spouse of the selected sibling in 2006; and from widow(er)s of the graduates and siblings in 2006. Data are currently available from all collection rounds except the widows. These will be available in the future. Please join the WLS list serv by sending an email to WLSannounce-request@ssc.wisc.edu with a subject line of "Subscribe", and visit this site frequently to

Wisconsin Longitudinal Study

Access the WLS Data

The Wisconsin Longitudinal Study is committed to the privacy of its study participants and WLS staff takes great care to maintain their confidentiality. To this aim, some variables are either not included or truncated in the publicly available data. Researchers can identify these protected variables by the note "Not Available on Public Release" in the online codebooks. If your research requires access to the protected data please contact the WLS at wls@ssc.wisc.edu.

Researchers are reminded that WLS data are considered Human Subject Data and any research involving Human Subject Data requires IRB approval. WLS researchers are also reminded that they should not publish any tables with cell sizes less than or equal to five.

Find data
Browse and search the data documentation to find the data you want.

Download complete datasets
Download pre-packaged WLS datasets in the format of your choice.

Download a subset
Download a subset of the WLS data containing only the data of interest to you.

Download utility programs
Download programs that are useful for working with the WLS data.

Download supplemental data files
Download college or 1975 employer characteristics or 1957-1993 female grad's job history.

NEW Download harmonized roster data
Harmonized marriage roster data is available now with children's roster coming soon.

Wisconsin Longitudinal Study

Access To Wisconsin Longitudinal Study Data

I agree to follow the NIH Public Access Policy requiring me to obtain a PubMed Central Reference number (PMCID) for published research. I will forward the PMCID and full bibliographic information to the WLS for use in progress reports and future funding applications. The Public Access Policy does not apply to dissertations, book chapters, conference proceedings, working papers or reports. However the policy does apply to any peer-reviewed paper using WLS data accepted for publication in a journal on or after April 7, 2008. For more information on this requirement please see publicaccess.nih.gov.

I agree to acknowledge the funding source for the Wisconsin Longitudinal Study and to cite the data release in any manuscripts, working papers, or published articles using this data. See How to Cite the WLS Data Properly.

I agree to inform WLS about any published papers for use in the WLS bibliography and for reporting purposes.

Agreement

By submitting the following information, you agree to the aforementioned conditions of use of the data files.

Please enter the requested information in the area provided. We will immediately send you an email. To download the data you will need to open that email and click on the link. We will only use your email address to notify you when WLS data are updated.

First Name:

Last Name:

Country: Choose...

USA State or N/A: Choose...

Academic Area of Specialty: Choose...

Email Address:

Confirm Email Address:

Thank you! Please click the "Submit" button to continu Submit

Wisconsin Longitudinal Study

Thank you

Thank you for registering to download WLS data.

You should receive an email shortly, it will contain a link to a page on the WLS website. Follow this link to download WLS data.

Copyright © 2006 Board of Regents of the University of Wisconsin System

Wisconsin Longitudinal Study

Download WLS Data

NO IDENTIFIABLE INFORMATION IS AVAILABLE FROM THIS WEB SITE.

In order to protect the identities of research participants, some variables are only available to approved project investigators i environments. A note in the codebooks identifies each of these variables. Geography, months of births and deaths, data abou school friends, relationships between sample members, and names of colleges are not available for public download. Many m values, height, weight, and body mass index are top and/or bottom coded to prevent identification of outliers. Researchers w legitimate research interest in such non-public data may contact the WLS at wls@ssc.wisc.edu.

WLS 13.02 Release

All of the downloadable data files are compressed in ZIP format. The order of the variables in the data files is the same as the the variables in the codebooks/documentation. If a variable is not available due to non-interview, it will have the system miss

The following datasets contain data from 1957 through the current round of data collection.

Please see the latest Change Notice for complete details regarding this release.

- SAS Permanent Dataset (~72 MB)
- SPSS Data File (~63 MB)
- Stata Dataset (~72 MB)

Starting 11 September 2014 the SPSS zip archive contains a .sav dataset instead of a .por dataset; there were technical difficu the SPSS Portable dataset from July 2014 (truncated variable labels) this has been corrected.

Untitled1 [DataSet0] - IBM SPSS Statistics Data Editor

File Edit View Data Transform Analyze Graphs Utilities Add-ons Window Help

New
Open
Open Database
Read Text Data...
Close
Save
Save As...
Save All Data
Export to Database...
Mark File Read Only
Rename Dataset...
Display Data File Informati
Cache Data...
Stop Processor
Switch Server...
Repository
Print Preview
Print... Ctrl+P
Recently Used Data
Recently Used Files
Exit

Data...
Syntax...
Output...

Label Values Missing Columns

Open Data

Look in: Public_Release

wls_pub_13_02.sav

File name: wls_pub_13_02.sav

Files of type: SPSS Statistics (*.sav)

Minimize string widths based on observed values

Retrieve File From Repository...

Open
Paste
Cancel
Help

wls_pub_13_02.sav [DataSet1] - IBM SPSS Statistics Data Editor

File Edit View Data Transform Analyze Graphs Utilities Add-ons Window Help

	Name	Type	Width	Decimals	Label	Values	Missing	Columns
1	idpub	Numeric	12	0	public data rele...	None	None	8
2	brdxdy	Numeric	8	0	year of birth	{-3, not asc...	None	8
3	sexrsp	Numeric	8	0	sex of respondent	{1, male}...	None	8
4	group91	Numeric	8	0	grp orgnl 1957 ...	{99, no grp/...	None	8
5	livgrad	Numeric	8	0		{1, alive}...	None	8
6	deatyr	Numeric	8	0		{-4, not asc...	None	8
7	twinr	Numeric	8	0	is respondent a...	{-3, dk/nr/na...	None	8
8	rs64fu	Numeric	8	0	1964 follow-up r...	{1, resp to t...	None	8
9	rspw64	Numeric	8	0	1964 wave resp...	{-3, nonresp...	None	8
10	rs64	Numeric	8	0	resp stat in 64 ...	{1, 64 r;top i...	None	8
11	stat75	Numeric	8	0	1975 status code	{1, interview...	None	8
12	rsp75	Numeric	8	0	combined resp...	{1, respons...	None	8
13	xsmpl	Numeric	8	0	combined sam...	{1, r64 10%i...	None	8
14	stat92p	Numeric	8	0	outcome of 92-...	{1, phne int...	None	8
15	stat92m	Numeric	8	0	outcome of 92-...	{1, mail intrv...	None	8
16	stat04p	Numeric	8	0	outcome of 200...	{1, complet...	None	8
17	stat04m	Numeric	8	0	outcome of 200...	{1, mail retu...	None	8
18	stat04gs	Numeric	8	0	outcome of gra...	{1, complet...	None	8
19	statmdsq	Numeric	8	0	grad medicare ...	{1, complet...	None	8
20	stat11p	Numeric	8	0	outcome of 201...	{1, in-perso...	None	8

Wisconsin Longitudinal Study

Access the WLS Data

The Wisconsin Longitudinal Study is committed to the privacy of its study participants and WLS staff takes great care to maintain their confidentiality. To this aim, some variables are either not included or truncated in the publicly available data. Researchers can identify these protected variables by the note "Not Available on Public Release" in the online codebooks. If your research requires access to the protected data please contact the WLS at wls@ssc.wisc.edu.

Researchers are reminded that WLS data are considered Human Subject Data and any research involving Human Subject Data requires IRB approval. WLS researchers are also reminded that they should not publish any tables with cell sizes less than or equal to five.

Find data
Browse and search the data documentation to find the data you want.

Download complete datasets
Download pre-packaged WLS datasets in the format of your choice.

Download a subset
Download a subset of the WLS data containing only the data of interest to you.

Download utility programs
Download programs that are useful for working with the WLS data.

Download supplemental data files
Download college or 1975 employer characteristics or 1957-1993 female grad's job history.

NEW Download harmonized roster data
Harmonized marriage roster data is available now with children's roster coming soon.

Wisconsin Longitudinal Study

Download a subset

You do not have any variables in your custom dataset.

To add variables, start by searching the documentation. When an item interests you, click the star that appears next to it.

Copyright © 2006 Board of Regents of the University of Wisconsin System

Wisconsin Longitudinal Study

Search the Metadata

Filters

Find variables where:

Variable description contains general health

Variable name is

Search

Use Advanced Search to narrow the search results.

Wisconsin Longitudinal Study

Search the Metadata

Show search terms

Use Advanced Search to narrow the search results.

Results **1** – **40** of **40** (0.02 seconds)

Select all of these variables

Download a custom dataset comprised of the variables you have selected

Variable	Label	Wave	Module
gx201re	GR – In general, would you say your health is excellent, very good, good, fair, or poor? {2004} |mode=phone| [Updated June 2008] (x1)	2003 – 2005 Graduates	Phone: Health
ax201re	GSR – In general, would you say your health is excellent, very good, good, fair, or poor? {2004} |mode=phone| (h_x10)	2003 – 2005 Spouses	Phone: Health
cxb03re	SR – General Health Vignette B: Placement of sentence regarding disease name. {2005} |mode=phone| (rndpre1)	2004 – 2007 Selected Sibling	Phone: Health
cxa04rer	SR – In general, would you say [name]'s health is excellent, very good, good, fair or poor? {2005} |mode=phone| (vina,GROUP91)	2004 – 2007 Selected Sibling	Phone: Health
cxb02rer	SR – General Health Vignette B: Randomly assigned severity level 1 through 4. {2005} |mode=phone| (rndsev2)	2004 – 2007 Selected Sibling	Phone: Health
cxb01rer	SR – Name for General Health Vignette B: Heart Disease. {2005} |mode=phone| (GROUP91,ssbsex)	2004 – 2007 Selected Sibling	Phone: Health

Wisconsin Longitudinal Study

Advanced Search

Narrow your search by providing more terms or choosing more options.

By default all collection waves are included in the search; choosing one collection wave narrows the search to only that one collection wave.

Example, for 'Variable description contains' enter 'dog' click Search. 13 variables spanning 5 waves are returned. Choose the 5 collection waves on the right, 2003 – 2011, and click Search. 10 variables are returned, none prior to 2004. For 'Variable name is' enter 'zp06rer' click Search. 2 variables are returned, only two 2011 CAPI variables match all terms. Note that partial variable names are allowed and leaving off the first character of the variable name acts like a wildcard. As an example of the possibilities and limitations of this technique blank out 'variable description contains' and unselect all collection waves and enter variable name is 'a003re' and click Search.

Filters

Find variables where:

Variable description contains: general health

Variable name is:

Collection Wave

- [ ] Status and Descriptive Variables
- [ ] Ancillary Data
- [ ] 1957 – 1977 Graduates and Siblings
- [ ] 1992 – 1993 Graduates
- [ ] 1993 – 1994 Siblings
- [ ] 2003 – 2005 Graduates
- [ ] 2003 – 2005 Graduate Spouses
- [ ] 2004 – 2007 Selected Siblings
- [ ] 2005 Sibling Spouses
- [x] 2011 Graduates and Siblings

Search

Show search terms

Results 1 – 22 of 22 (0.02 seconds)

Select all of these variables

Download a custom dataset comprised of the variables you have selected

Variable	Label	Wave	Module	Topic
hx713rea	Hypothetical name used when severity level #3 on General Health Vignette A (no specific disease) was administered to Participant.	2011 CAPI Grad	In Person: Health	
hx713rec	Participant's rating of the health of the hypothetical person described for severity level #3 on General Health Vignette A (no specific disease).	2011 CAPI Grad	In Person: Health	
hx712reb	Order in which severity level #2 on General Health Vignette A (no specific disease) was administered to Participant.	2011 CAPI Grad	In Person: Health	
hx711rea	Hypothetical name used when severity level #1 on General Health Vignette A (no specific disease) was administered to Participant.	2011 CAPI Grad	In Person: Health	
hx712rec	Participant's rating of the health of the hypothetical person described for severity level #2 on General Health Vignette A (no specific disease).	2011 CAPI Grad	In Person: Health	
hx711rec	Participant's rating of the health of the hypothetical person described for severity level #1 on General Health Vignette A (no specific disease).	2011 CAPI Grad	In Person: Health	
hx713reb	Order in which severity level #3 on General Health Vignette A (no specific disease) was administered to Participant.	2011 CAPI Grad	In Person: Health	
hx710re	Summary of whether Participant belonged to the 50% sub-sample randomly selected to be asked about General Health Vignettes.	2011 CAPI Grad	In Person: Health	
hx201re	Participant's self-rating of their general health.	2011 CAPI Grad	In Person: Health	
hx711reb	Order in which severity level #1 on General Health Vignette A (no specific disease) was administered to Participant.	2011 CAPI Grad	In Person: Health	
hx712rea	Hypothetical name used when severity level #2 on General Health Vignette A (no specific disease) was administered to Participant.	2011 CAPI Grad	In Person: Health	
kx711reb	Order in which severity level #1 on General Health Vignette A (no specific disease) was administered to Participant.	2011 CAPI Sibling	In Person: Health	

Wisconsin Longitudinal Study

Download a subset

The following 22 variables are currently in your custom dataset.

Download a dataset containing these variables.

To add more variables, start by searching the documentation. When an item interests you, click the star that appears next to it.

Variable	Label	Actions
kx201re	SP - Participant's self-rating of their general health. {2011} |mode=In person & telephone|	Remove
hx201re	GP - Participant's self-rating of their general health. {2011} |mode=In person & telephone|	Remove
hx713rea	GP - Hypothetical name used when severity level #3 on General Health Vignette A (no specific disease) was administered to Participant. {2011} |mode=In person & telephone|	Remove
hx713rec	GP - Participant's rating of the health of the hypothetical person described for severity level #3 on General Health Vignette A (no specific disease). {2011} |mode=In person & telephone|	Remove
hx712reb	GP - Order in which severity level #2 on General Health Vignette A (no specific disease) was administered to Participant. {2011} |mode=In person & telephone|	Remove
hx711rea	GP - Hypothetical name used when severity level #1 on General Health Vignette A (no specific disease) was administered to Participant. {2011} |mode=In person & telephone|	Remove
hx712rec	GP - Participant's rating of the health of the hypothetical person described for severity level #2 on General Health Vignette A (no specific disease). {2011} |mode=In person & telephone|	Remove

Wisconsin Longitudinal Study

Download your custom dataset

Your custom dataset is ready to be downloaded. Your dataset includes 22 variables for 10,317 cases.

Data file (plain text, comma separated)

SAS command file
Stata command file
SPSS command file

Copyright © 2006 Board of Regents of the University of Wisconsin System

File Edit View History Bookmarks Tools Help

http://www.ssc.w...t/wls_subset.txt

www.ssc.wisc.edu/wlsresearch/data/subset/wls_subset.txt

Wisconsin Longitudin... https://wiscvpn.doit.... WLS - Search Purdue OWL UWSC Progress Wisconsin Longitudin... Google WLS Staff Home The Social Science Co...

```
idpub,hx713rec,hx712reb,hx713reb,hx711rec,hx712rec,hx711rea,hx710re,hx201re,hx711reb,hx712rea,kx711reb,kx201re,kx712rec,kx711rec,kx712reb,kx713
rec,kx712rea,kx713rea
900018,,,,,,,,,,,,,,,,,
900021,3,3,2,2,2,1,1,2,1,2,,,,,,,
900024,,,,,,,,,,,,,,,,,
900026,3,1,3,1,2,1,1,3,2,2,3,2,3,2,2,4,2,3
900034,4,1,3,2,3,1,1,4,2,2,,,,,,,
900035,,,,,,,,,,,,,,,,,
900042,5,1,3,2,4,1,1,2,2,2,,,,,,,
900043,-2,-2,-2,-2,-2,-2,2,1,-2,-2,-2,3,-2,-2,-2,-2,-2,-2
900054,,,,,,,,,,,,,,,,,
900069,-2,-2,-2,-2,-2,-2,2,2,-2,-2,,,,,,,
900071,,,,,,,,,,,,,,,,,
900074,,,,,,,,,,,,,,,,,
900075,,,,,,,,,,,,,,,,,
900078,-2,-2,-2,-2,-2,-2,2,1,-2,-2,,,,,,,
900079,-2,-2,-2,-2,-2,-2,2,3,-2,-2,,,,,,,
900083,,,,,,,,,,,-2,2,-2,-2,-2,-2,-2,-2
900094,,,,,,,,,,,,,,,,,
900096,5,1,2,1,3,1,1,1,3,2,2,1,2,1,3,4,5,6
900101,-30,-30,-30,-30,-30,-30,-30,-30,-30,-30,,,,,,,
900106,-2,-2,-2,-2,-2,-2,2,1,-2,-2,,,,,,,
900115,,,,,,,,,,,-2,3,-2,-2,-2,-2,-2,-2
900117,-2,-2,-2,-2,-2,-2,2,1,-2,-2,-2,5,-2,-2,-2,-2,-2,-2
900126,3,3,1,2,2,1,1,3,2,2,,,,,,,
900134,-2,-2,-2,-2,-2,-2,2,3,-2,-2,,,,,,,
900145,-2,-2,-2,-2,-2,-2,2,2,-2,-2,,,,,,,
900147,-2,-2,-2,-2,-2,-2,2,4,-2,-2,,,,,,,
900148,4,2,3,1,2,1,1,1,1,2,,,,,,,
900151,,,,,,,,,,,-2,2,-2,-2,-2,-2,-2,-2
900154,3,1,3,1,4,4,1,4,2,5,,,,,,,
900159,,,,,,,,,,,,,,,,,
900166,,,,,,,,,,,,,,,,,
900167,-2,-2,-2,-2,-2,-2,2,2,-2,-2,-2,2,-2,-2,-2,-2,-2,-2
900170,-2,-2,-2,-2,-2,-2,2,3,-2,-2,,,,,,,
900174,2,2,1,3,4,1,1,2,3,2,3,2,1,1,1,3,5,6
900176,,,,,,,,,,,,,,,,,
900177,4,3,1,2,4,4,1,2,2,5,,,,,,,
900181,-2,-2,-2,-2,-2,-2,2,2,-2,-2,-2,1,-2,-2,-2,-2,-2,-2
900183,-2,-2,-2,-2,-2,-2,2,2,-2,-2,-2,3,-2,-2,-2,-2,-2,-2
900189,3,2,3,1,1,1,1,2,1,2,3,2,3,1,2,-1,5,6
900197,,,,,,,,,,,-2,3,-2,-2,-2,-2,-2,-2
900205,-30,-30,-30,-30,-30,-30,-30,-30,-30,-30,,,,,,,
900207,-2,-2,-2,-2,-2,-2,2,3,-2,-2,-2,4,-2,-2,-2,-2,-2,-2
900208,-2,-2,-2,-2,-2,-2,2,1,-2,-2,-2,3,-2,-2,-2,-2,-2,-2
900209,5,2,1,2,4,1,1,1,3,2,3,3,3,2,2,4,5,6
900214,,,,,,,,,,,,,,,,,
900215,-30,-30,-30,-30,-30,-30,-30,-30,-30,-30,,,,,,,
900217,-2,-2,-2,-2,-2,-2,2,3,-2,-2,,,,,,,
900218,-2,-2,-2,-2,-2,-2,2,2,-2,-2,,,,,,,
900221,3,3,2,1,2,1,1,3,1,2,,,,,,,
```

UW-MADISON WLS HOME ABOUT THE WLS DOCUMENTATION DATA PUBLICATIONS

Wisconsin Longitudinal Study

Data Home Download Custom Dataset Utilities

Download your c

Your custom dataset is re ... et includes 22 variables for 10,317 cases.

Right click to save at designated location

Data file (plain text, comr

SAS command file
Stata command file
SPSS command file

- Open Link in New Tab
- Open Link in New Window
- Open Link in New Private Window
- Bookmark This Link
- Save Link As...
- Copy Link Location
- Save linked page as MHT...
- DownloadHelper
- Search Google for "Data file"
- Inspect Element (Q)
- Inspect Element with Firebug

Feedback, questions or accessibility issues: contact us

Copyright © 2006 Board of Regents of the University of Wisconsin System

File Edit View History Bookmarks Tools Help

http://www.ssc.w.../wls_subset.sps

www.ssc.wisc.edu/wlsresearch/data/subset/wls_subset.sps

Wisconsin Longitudin... https://wiscvpn.doit.... WLS - Search Purdue OWL UWSC Progress Wisconsin Longitudin... Google WLS Staff Home The Social Science Co...

```
* SPSS Data Definition File
* Automatically generated on Thu, 14 Aug 2014 15:59:23 -0500.
* Data contains 19 columns.

GET DATA /TYPE = TXT
 /FILE = 'wls_subset.txt'
 /DELCASE = LINE
 /DELIMITERS = ","
 /ARRANGEMENT = DELIMITED
 /FIRSTCASE = 2
 /IMPORTCASE = ALL
 /VARIABLES =
  idpub F        hx713rec F     hx712reb F
  hx713reb F     hx711rec F     hx712rec F
  hx711rea F     hx710re F      hx201re F
  hx711reb F     hx712rea F     kx711reb F
  kx201re F      kx712rec F     kx711rec F
  kx712reb F     kx713rec F     kx712rea F
  kx713rea F
.

VARIABLE LABELS
 idpub "Public data release ID. On downloadable data. Replaced iduser from version 12.24 on."
 /hx713rec "R's rating of health of person described for severity level #3 on Vignette A"
 /hx712reb "Order in which severity level #2 on General Health Vignette A administered to R"
 /hx713reb "Order in which severity level #3 on General Health Vignette A administered to R"
 /hx711rec "R's rating of health of person described for severity level #1 on Vignette A"
 /hx712rec "R's rating of health of person described for severity level #2 on Vignette A"
 /hx711rea "Name used when severity level #1 on General Health Vignette A administered to R"
 /hx710re "R belong to General Health Vignettes random 50% sub-sample?"
 /hx201re "Participant's self-rating of their general health"
 /hx711reb "Order in which severity level #1 on General Health Vignette A administered to R"
 /hx712rea "Name used when severity level #2 on General Health Vignette A administered to R"
 /kx711reb "Order in which severity level #1 on General Health Vignette A administered to R"
 /kx201re "Participant's self-rating of their general health"
 /kx712rec "R's rating of health of person described for severity level #2 on Vignette A"
 /kx711rec "R's rating of health of person described for severity level #1 on Vignette A"
 /kx712reb "Order in which severity level #2 on General Health Vignette A administered to R"
 /kx713rec "R's rating of health of person described for severity level #3 on Vignette A"
 /kx712rea "Name used when severity level #2 on General Health Vignette A administered to R"
```

← Edit saved file to add or change folder location and save

Untitled1 [DataSet0] - IBM SPSS Statistics Data Editor

File Edit View Data Transform Analyze Graphs Utilities Add-ons Window Help

- New
- Open
  - Data...
  - Syntax...
  - Output...
  - Script...
- Open Database
- Read Text Data...
- Close Ctrl+F4
- Save Ctrl+S
- Save As...
- Save All Data
- Export to Database...
- Mark File Read Only
- Rename Dataset...
- Display Data File Information
- Cache Data...
- Stop Processor Ctrl+Period
- Switch Server...
- Repository
- Print Preview
- Print... Ctrl+P
- Recently Used Data
- Recently Used Files

var var var var var var var

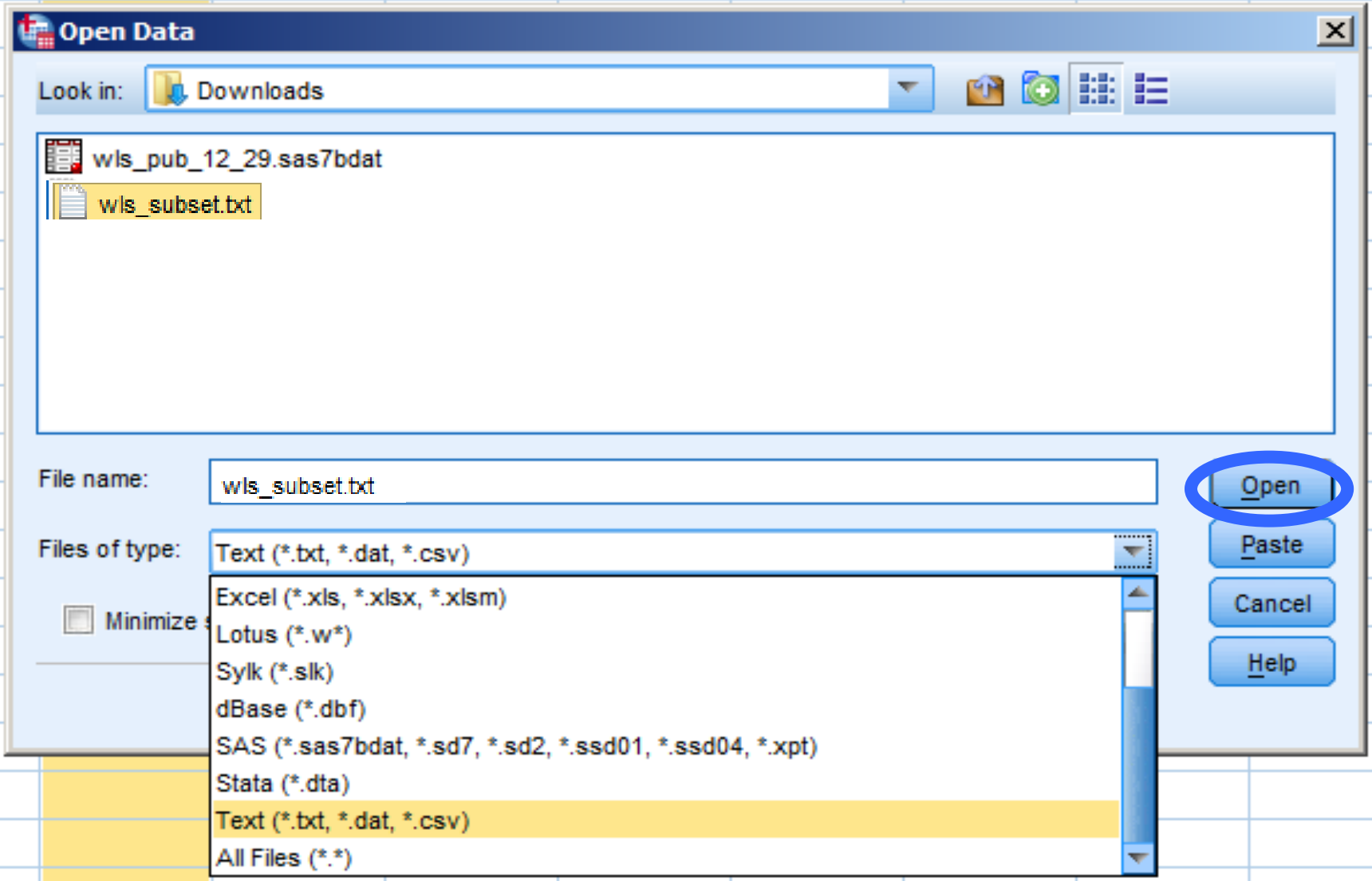
Open Data
Look in:
Downloads
wls_pub_12_29.sas7bdat
wls_subset.txt
File name:
wls_subset.txt
Files of type:
Text (*.txt, *.dat, *.csv)
Minimize
Excel (*.xls, *.xlsx, *.xlsm)
Lotus (*.w*)
Sylk (*.slk)
dBase (*.dbf)
SAS (*.sas7bdat, *.sd7, *.sd2, *.ssd01, *.ssd04, *.xpt)
Stata (*.dta)
Text (*.txt, *.dat, *.csv)
All Files (*.*)
Open
Paste
Cancel
Help

wls_subset.sav [DataSet1] - IBM SPSS Statistics Data Editor

File Edit View Data Transform Analyze Graphs Utilities Add-ons Window Help

	idpub	sexrsp	MH011RER	IH011RER	RH011RE	MU003RER	IU003RER	SSBSEX	NH011RER	DH011RER
1	900018	1	.	.	.	.	.	-3	.	.
2	900021	1	2	4	2	0	0	2	.	.
3	900024	2	.	.	.	.	.	2	.	.
4	900026	1	6	5	1	0	0	1	4	.
5	900034	1	.	.	1	.	.	2	.	.
6	900035	1	.	3	.	.	0	1	.	.
7	900042	1	2	3	1	0	0	1	.	.
8	900043	1	.	2	1	.	0	1	5	4
9	900054	1	5	5	1	0	0	2	.	.
10	900069	1	3	3	1	0	0	-2	.	.
11	900071	1	.	.	.	.	.	-3	.	.
12	900074	2	.	.	1	.	.	1	5	.
13	900075	2	3	5	5	0	0	-3	.	.
14	900078	2	6	6	2	0	0	2	.	.
15	900079	1	2	3	5	1	0	-3	.	.
16	900083	1	5	.	1	0	.	1	2	3
17	900094	2	6	2	1	0	0	2	.	.
18	900096	1	2	.	1	1	.	2	3	3
19	900101	2	5	3	1	1	1	1	3	4
20	900106	1	6	3	2	0	0	1		

Untitled1 [DataSet0] - IBM SPSS Statistics Data Editor

File Edit View Data Transform Analyze Graphs Utilities Add-ons Window Help

- New
- Open
  - Data...
  - Syntax...
  - Output...
  - Script...
- Open Database
- Read Text Data...
- Close Ctrl+F4
- Save Ctrl+S
- Save As...
- Save All Data
- Export to Database...
- Mark File Read Only
- Rename Dataset...
- Display Data File Information
- Cache Data...
- Stop Processor Ctrl+Period
- Switch Server...
- Repository
- Print Preview
- Print... Ctrl+P
- Recently Used Data
- Recently Used Files

var var var var var var var

wls_subset.sav [DataSet1] - IBM SPSS Statistics Data Editor

File Edit View Data Transform Analyze Graphs Utilities Add-ons Window Help

- New
- Open
- Open Database
- Read Text Data...
- Close Ctrl+F4
- Save Ctrl+S
- Save As...
- Save All Data
- Export to Database...
- Mark File Read Only
- Rename Dataset...
- Display Data File Information
- Cache Data...
- Stop Processor Ctrl+Period
- Switch Server...
- Repository
- Print Preview
- Print... Ctrl+P
- Recently Used Data
- Recently Used Files
- Exit

MH011RER	IH011RER	RH011RE	MU003RER	IU003RER	SSBSEX	NH011RER	DH011RER
.	.	.	.	.	-3	.	.
2	3	5	1	0	-3	.	.
5	.	1	0	.	1	2	3
6	2	1	0	0	2	.	.
2	.	1	1	.	2	3	3

Save Data As

Look in: Chang (\\sscwin\dfsroot\USERS) (U:)

ado, Adobe, cbp, CCWin9, ch, chang_web, Corel, Corel User Files, Download, EndNoteUser, My Document, My Pictures

Keeping 13 of 13 variables.

File name: wls_subset.sav

Save as type: SPSS Statistics (*.sav)

Write variable names to spreadsheet

Save value labels where defined instead of data values

Save value labels into a .sas file

Variables... Save Paste Cancel Help

Store File To Repository...

Save your code!

- Should you get access to level 2 to level 3 protected data, remember that these data can not be matched back to level 1 data because they use different key identifiers.
- Do not write code that creates analysis variables based on the key identifier variable.

WLS Resources

- Documentation Home
  - Supplementary documents: documents on ancillary and supplementary data files, including biomarker Data
  - Conventions: variable naming conventions and missing codes

Wisconsin Longitudinal Study

WLS Data Documentation

New Documentation for WLS Cross-Wave Harmonized Rosters

View documentation regarding cross-wave harmonized rosters.

Apply for access to the WLS DNA Data.

Please email wls@ssc.wisc.edu for instructions on how to apply. For a list of the SNPs currently available see this.

Supplementary Documentation

View supplementary documents for data collected about the respondents.
These data include: Relative body mass index, attractiveness, and H.S. activities from the 1957 H.S. yearbooks; Job and college characteristics; female graduates' work histories; high school district resources; disability claims forms; life history and health at midlife; and area resources file.

Documentation for the WLS 13.02 Release

Conventions NEW WLS USERS please read this.
Learn about variable naming and missing value conventions used in the WLS datasets.

Please see this Change Notice for details regarding the latest release. See complete list of all change notices.

Codebooks

Wisconsin Longitudinal Study

WLS Supplementary Documents

Documentation and Data Coded from 1957 High School Yearbooks Included in 1957-2007 Survey Documentation and Data

- Attractiveness Rating, Relative Body Mass Index, Activities

Documentation for Data Available to Public Researchers

- 1975 Employer Characteristics
- College Characteristics
- 1957-1993 Female Graduate's Job History

The data for the above files can be accessed here: Supplementary Data Files

Documentation for Data Available only by request

- Resources of Wisconsin High School Districts, 1954-57
- Wisconsin Elementary and Secondary School District Characteristics, 1945-57
- Disability Claims Forms for Graduates
- Disability Claims Forms for Siblings
- Life Histories and Health in Midlife
- Area Resources File
- Biomarker Data

To request the data listed above please send email to wls@ssc.wisc.edu. Please include a summary of your research objectives and why access to this particular data is necessary to meet those objectives.

File Edit View History Bookmarks Tools Help
http://www.ssc....r/biomarker.htm
www.ssc.wisc.edu/wlsresearch/documentation/supdoc/biomarker/biomarker.htm
Google
Wisconsin Longitudin... https://wiscvpn.doit.... WLS - Search Purdue OWL UWSC Progress Wisconsin Longitudin... Google WLS Staff Home

Biomarker Data

DNA Genotyping Data

- SNPs available in WLS Wave 1 Biomarker Data
- Codebook of WLS Wave 1 DNA data in wide form (person records)
- Codebook of WLS Wave 1 DNA data in long form (person-SNP records)

Please note that the labels for A and T alleles in SNP rs821616 are transposed in all data released on and p
10/01/2011. See cor1021a and cor1021b in Appendix W for details.

WLS Resources

- Publicatons
  - Bibliography search
- Learn about the WLS
  - How to cite

Wisconsin Longitudinal Study

The Wisconsin Longitudinal Study (WLS) is a long-term study of a random sample of 10,317 men and women who graduated from Wisconsin high schools in 1957. The WLS provides an opportunity to study the life course, intergenerational transfers and relationships, family functioning, physical and mental health and well-being, and morbidity and mortality from late adolescence through 2008. WLS data also cover social background, youthful aspirations, schooling, military service, labor market experiences, family characteristics and events, social participation, psychological characteristics and retirement.

Survey data were collected from the original respondents or their parents in 1957, 1964, 1975, 1992, 2004, and 2011; from a selected sibling in 1977, 1994, 2005, and 2011; from the spouse of the original respondent in 2004; from the spouse of the selected sibling in 2006; and from widow(er)s of the graduates and siblings in 2006. Data are currently available from all collection rounds except the widows. These will be available in the future. Please join the WLS list serv by sending an email to WLSannounce-request@ssc.wisc.edu with a subject line of "Subscribe", and visit this site frequently to

Wisconsin Longitudinal Study

WLS publications are categorized by topic.

Choose one of the topics below to see a list of citations corresponding to this topic.

If you are not able to obtain an article from one of the links below, please send email to wls@ssc.wisc.edu or use our web form.

- aging/ageing
- biomarkers
- caregiving
- cognitive abilities
- economic
- education
- end of life
- family
- family background
- health care and insurance
- health conditions and status
- methodology
- military
- occupation
- overview
- personality
- psychological states/traits
- religion
- retirement
- SES
- social support and environment
- volunteering
- women and minorities
- work
- misc

Search citation fields (titles, abstracts, keywords, authors) returning matching records.

health Search

Search by date (one year e.g. 1999) returning matching records.

Search

Wisconsin Longitudinal Study

Back to main Publications page

health conditions and status

Books

Carr, Deborah, Amu Pemmarazu, and Dorothy P. Rice. 1996. *Improving Data on America's Aging Population: Summary of a Workshop.* Washington, D.C.: National Academy Press Publication

Book Chapters

Piliavin, Jane A. 2007 (In Press) "Long-Term Benefits of Habitual Helping: Doing well by doing good." in *Cooperation: The Political Psychology of Effective Human Interaction*, edited by B. A. Sullivan, M. Snyder, and J. L. Sullivan. Malden, MA: Wiley Publication

Piliavin, Jane A. 2005. "Feeling Good by Doing Good: Health Consequences of Social Service." Pp. 29-50 in *Processes of Community Change and Social Action*, edited by A. M. Omoto. Mahwah, NJ: Lawrence Erlbaum Associates Publication

Ryff, Carol D. and Burton H. Singer. 2003. "The Role of Emotion on Pathways to Positive Health." Pp. 1083-1104 in *Handbook of Affective Science*, edited by R. J. Davidson, H. H. Goldsmith, and K. R. Scherer. New York:: Oxford University Press Publication

Piliavin, Jane A. 2003. "Doing Well by Doing Good: Benefits for the Benefactor." Pp. 227-247 in *Flourishing: Positive Psychology and the Life Well Lived*, edited by C. L. M. Keyes and J. Haidt. Washington, D.C.: American Psychological Association Publication

Carr, Deborah. 2002. "Socioeconomic Background and Midlife Health in the United States." Pp. 155-183 in *Annual Review of Gerontology and Geriatrics, Volume 22: Economic Outcomes in Later Life: Public Policy, Health, and Cumulative Advantage*, edited by S. Crystal and D. Shea. New York: Springer Publication

Ryff, Carol D., Burton H. Singer, Edgar Wing, and Gayle Dienberg Love. 2001. "Elective Affinities and Uninvited Agonies: Mapping Emotion with Significant Others onto Health." Pp. 133-188 in *Emotion, Social Relationships, and Health*, edited by C. D. Ryff and B. H. Singer. New York: Oxford University Press Publication

Ryff, Carol D., William J. Magee, K. C. Kling, and E. H. Wing. 1999. "Forging Macro-Microlinkages in the Study of Psychological Well-Being." Pp. 247-278 in *The Self and Society in Aging Processes*, edited by C. D. Ryff and V. W. Marshall. New York: Springer Publication

Wisconsin Longitudinal Study

Purpose
Study Description
Current Activity
Sample Participation
Instruments Summary
How to Cite
People
Contact Information

Related Links

WLS Publications
Data Documentation

Purpose of the Wisconsin Longitudinal Study

The WLS cohort of men and women, born primarily in 1939, precedes by about a decade the bulk of the baby boom generation, which continues to tax social institutions and resources at each stage of life. For this reason, the WLS can provide early indications of trends and problems that will become important as this larger group passes through its 60s. This is in addition to the value of the WLS in obtaining basic information about the life course as such, independent of the cohort's vanguard position with respect to the baby boom. Also, the WLS is the first of the large longitudinal studies of American adolescents, and thus it provides the first large-scale opportunity to study the life course from late adolescence through the early/mid-60s, in the context of a complete record of ability, aspiration, and achievement.

Wisconsin Longitudinal Study

Purpose
Study Description
Current Activity
Sample Participation
Instruments Summary
How to Cite
People
Contact Information

Related Links

WLS Publications
Data Documentation

How to Cite the WLS Data Properly

Acknowledgment Text for Use of WLS Data

This research uses data from the Wisconsin Longitudinal Study (WLS) of the University of Wisconsin–Madison. Since 1991, the WLS has been supported principally by the National Institute on Aging (AG–9775, AG–21079, AG–033285, and AG–041868), with additional support from the Vilas Estate Trust, the National Science Foundation, the Spencer Foundation, and the Graduate School of the University of Wisconsin–Madison. Since 1992, data have been collected by the University of Wisconsin Survey Center. A public use file of data from the Wisconsin Longitudinal Study is available from the Wisconsin Longitudinal Study, University of Wisconsin–Madison, 1180 Observatory Drive, Madison, Wisconsin 53706 and at http://www.ssc.wisc.edu/wlsresearch/data/. The opinions expressed herein are those of the authors.

Bibliographic Citations

Electronic resources are well established as a means of information dissemination. The purpose of making a reference to an electronic resource is to give enough information so that it can be located as well as acknowledge those authors whose intellectual works are in electronic format.

Users of these data are requested to cite them properly. Below is an example of proper citation for these works. You should consult a proper style manual and modify the examples to maintain consistency in punctuation and typeface.

Citing the Official Release Data

Wisconsin Longitudinal Study (WLS) [graduates, siblings, and spouses]: 1957–2005 Version 13.01. [machine-readable data file] / Hauser, Robert M. and Sewell, William H. [principal investigator(s)]. Madison, WI: University of Wisconsin–Madison, WLS. [distributor]; <http://www.ssc.wisc.edu /wlsresearch/documentation/>

I agree to follow the NIH Public Access Policy requiring me to obtain a PubMed Central Reference number (PMCID) for published research. I will forward the PMCID and full bibliographic information to the WLS for use in progress reports and future funding applications. The Public Access Policy does not apply to dissertations, book chapters, conference proceedings, working papers or reports. However the policy does apply to any peer-reviewed paper using WLS data accepted for publication in a journal on or after April 7, 2008. For more information on this requirement please see http://publicaccess.nih.gov/.

Questions

wls@ssc.wisc.edu

Thanks